

Table of Contents


Page	View	Box Type	Sill Type
2	Vertical Section	Small Box	Draughtstrip
3	Vertical Section	Small Box	Draughtstrip x 2
4	Vertical Section	Small Box	VS Sill
5	Vertical Section	Small Box	VS HP Sill
6	Vertical Section	Small Box	None
7	Vertical Section	Small Box	Flapseal
8	Horizontal Section	Small Box	-
9	Vertical Section	Medium Box	Draughtstrip
10	Vertical Section	Medium Box	Draughtstrip x 2
11	Vertical Section	Medium Box	VS Sill
12	Vertical Section	Medium Box	VS HP Sill
13	Vertical Section	Medium Box	None
14	Vertical Section	Medium Box	Flapseal
15	Horizontal Section	Medium Box	-
16	Vertical Section	Large Box	Draughtstrip
17	Vertical Section	Large Box	Draughtstrip x 2
18	Vertical Section	Large Box	VS Sill
19	Vertical Section	Large Box	VS HP Sill
20	Vertical Section	Large Box	None
21	Vertical Section	Large Box	Flapseal
22	Horizontal Section	Large Box	-
23	Vertical Section	Extra Large Box	Draughtstrip
24	Vertical Section	Extra Large Box	Draughtstrip x 2
25	Vertical Section	Extra Large Box	VS Sill
26	Vertical Section	Extra Large Box	VS HP Sill
27	Vertical Section	Extra Large Box	None
28	Vertical Section	Extra Large Box	Flapseal
29	Horizontal Section	Extra Large Box	-

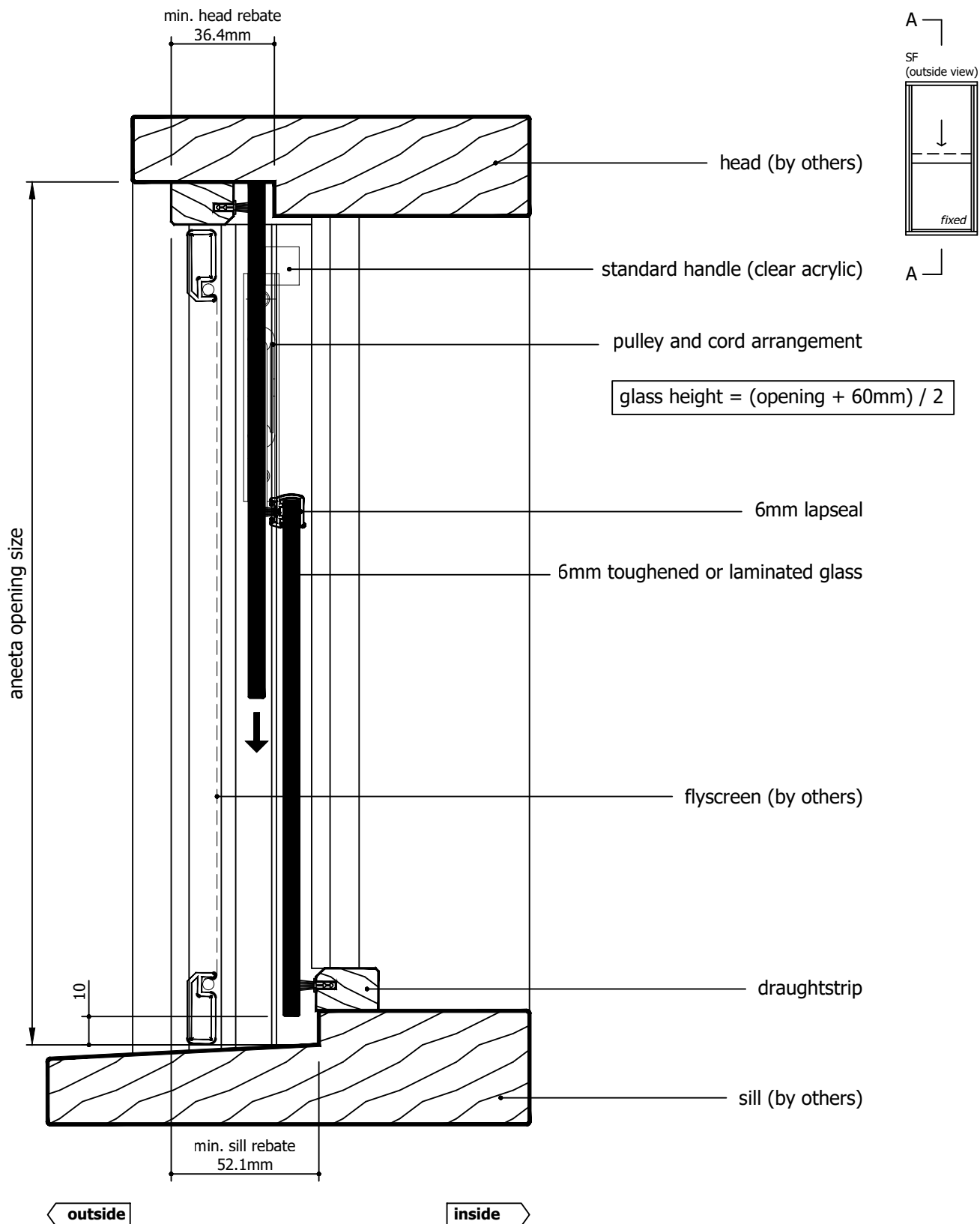
M:\Documentation\Website Downloads\3. Timber Frames\1. Vertical\2. Servery\VS 2P6 SF T (H) - 2 pane servery 6mm sashless vertical slider in timber frames (bottom pane fixed) SF.dwg

Rev	Description	Approved By	Date
H	Delete P008 and replace with P229 - VS Sill	DF	27/8/2025
G	VS 300Pa/800Pa sill adaptor changed to VS Sill/VS HP Sill	DF	Oct2024
F	Add various sill options	SE	Jun2024
E	New template, remove continuous handle, update boxes	SE	Jan2024
D	Add new lock and pin	SE	Dec2020
C	New lock, sill, pulley location, box sections, layout	RL	Jun2013
B	Adjusted glass sizes	UF	Nov2010




IF IN DOUBT ASK - DO NOT SCALE DRAWING

<p>Proprietary and confidential</p> <p>The information contained in this drawing is the sole property of Aneeta Australia. Any reproduction in part or as a whole, without the written permission of Aneeta Australia is prohibited.</p>	<p>Title: 2 pane servery 6mm sashless vertical slider in timber frames (bottom pane fixed)</p>				<div><p>aneeta®</p><p>949 Stud Road, Rowville VIC 3178, ABN 80 062 883 729</p></div>		Material:	in Timber Frame
							Finish:	
							Die/Part:	
							Dwg No:	VS 2P6 SF T
Drwn: UF	Chk: -	Date: Jan 2010	Scale:	Sheet 1 of 29	Revision: H			



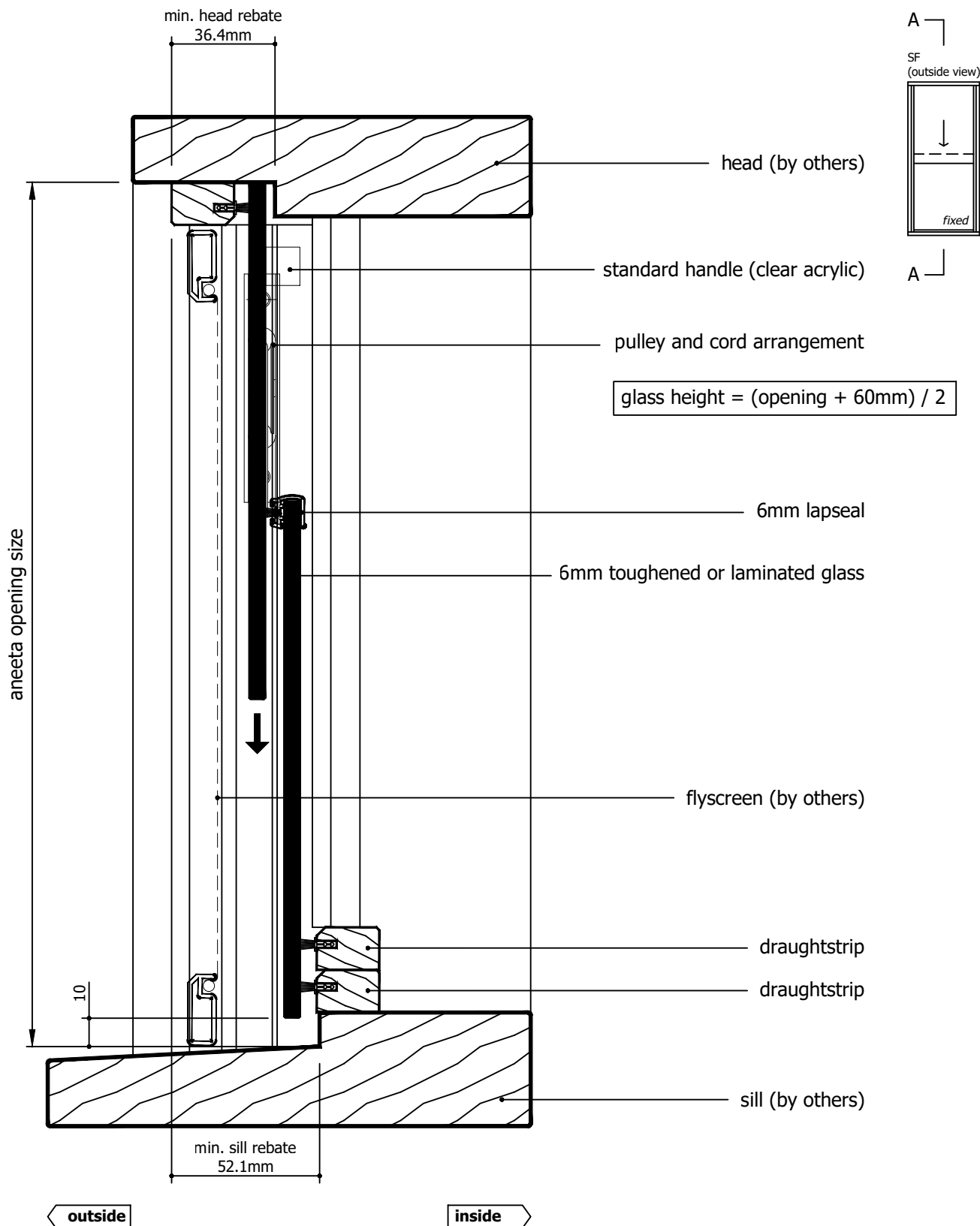
M:\Documentation\Website Downloads\3. Timber Frames\1. Vertical\2. Servery\VS 2P6 SF T (H) - 2 pane servery 6mm sashless vertical slider in timber frames (bottom pane fixed) SF.dwg

Rev	Description	Approved By	Date
H	Delete P008 and replace with P229 - VS Sill	DF	27/8/2025
G	VS 300Pa/800Pa sill adaptor changed to VS Sill/VS HP Sill	DF	Oct2024
F	Add various sill options	SE	Jun2024
E	New template, remove continuous handle, update boxes	SE	Jan2024
D	Add new lock and pin	SE	Dec2020
C	New lock, sill, pulley location, box sections, layout	RL	Jun2013
B	Adjusted glass sizes	UF	Nov2010


Proprietary and confidential The information contained in this drawing is the sole property of Aneeta Australia. Any reproduction in part or as a whole, without the written permission of Aneeta Australia is prohibited.	Title: 2 pane servery 6mm sashless vertical slider in timber frames (bottom pane fixed) with small box and draughtstrip at sill vertical section A-A				 949 Stud Road, Rowville VIC 3178, ABN 80 062 883 729		Material:	in Timber Frame
							Finish:	
							Die/Part:	
							Dwg No:	VS 2P6 SF T
Drwn: UF	Chk: -	Date: Jan 2010	Scale: 1:2@A4	Sheet 2 of 29	Revision: H			



IF IN DOUBT ASK - DO NOT SCALE DRAWING



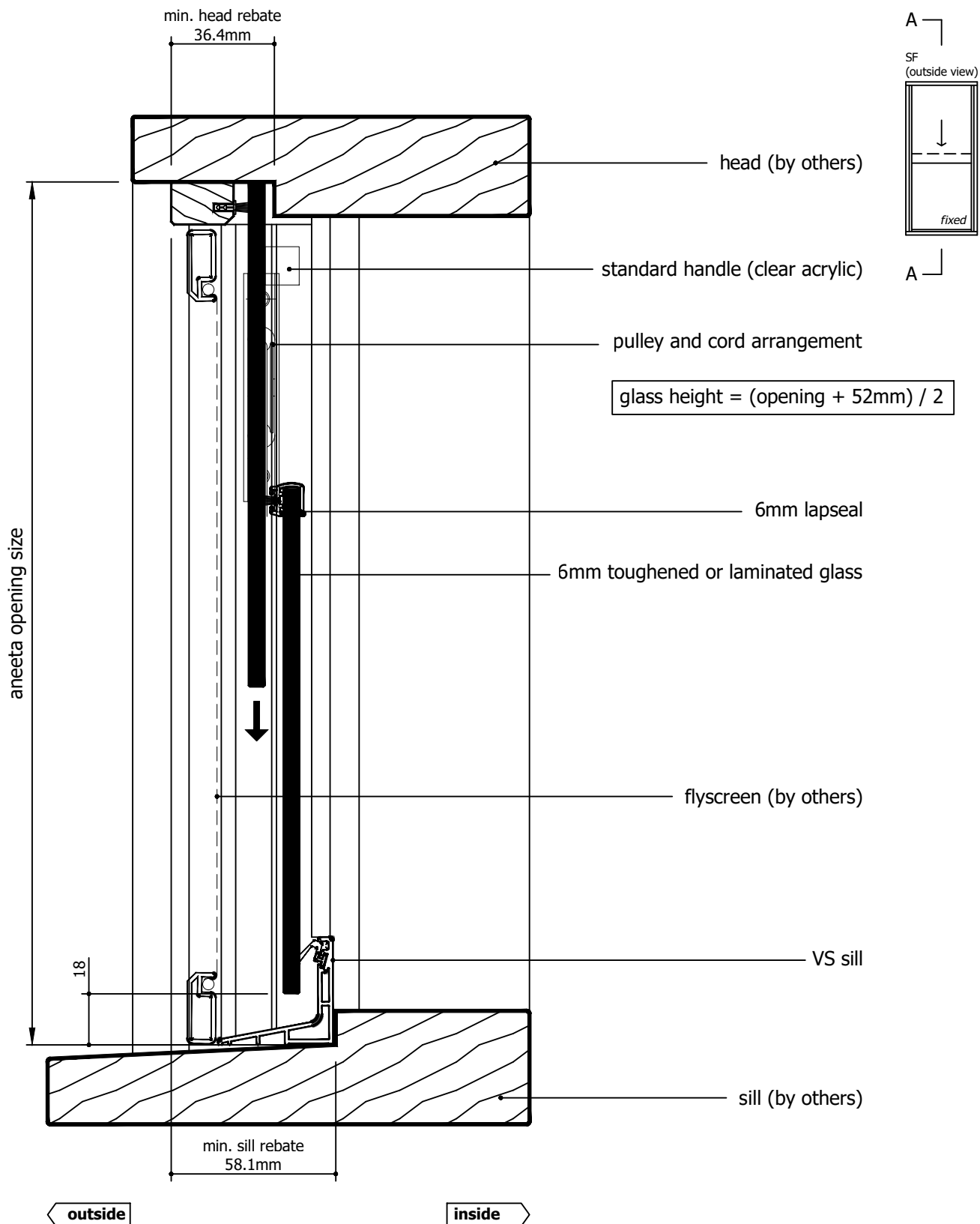
Rev	Description	Approved By	Date
H	Delete P008 and replace with P229 - VS Sill	DF	27/8/2025
G	VS 300Pa/800Pa sill adaptor changed to VS Sill/VS HP Sill	DF	Oct2024
F	Add various sill options	SE	Jun2024
E	New template, remove continuous handle, update boxes	SE	Jan2024
D	Add new lock and pin	SE	Dec2020
C	New lock, sill, pulley location, box sections, layout	RL	Jun2013
B	Adjusted glass sizes	UF	Nov2010

Proprietary and confidential The information contained in this drawing is the sole property of Aneeta Australia. Any reproduction in part or as a whole, without the written permission of Aneeta Australia is prohibited.		Title: 2 pane servery 6mm sashless vertical slider in timber frames (bottom pane fixed) with small box and 2 x draughtstrip at sill vertical section A-A		 949 Stud Road, Rowville VIC 3178, ABN 80 062 883 729		Material: in Timber Frame
						Finish:
						Die/Part:
						Dwg No: VS 2P6 SF T
Drwn: UF	Chk: -	Date: Jan 2010	Scale: 1:2@A4	Sheet 3 of 29	Revision: H	


M:\Documentation\Website Downloads\3. Timber Frames\1. Vertical\2. Servery\VS 2P6 SF T (H) - 2 pane servery 6mm sashless vertical slider in timber frames (bottom pane fixed) SF.dwg



IF IN DOUBT ASK - DO NOT SCALE DRAWING



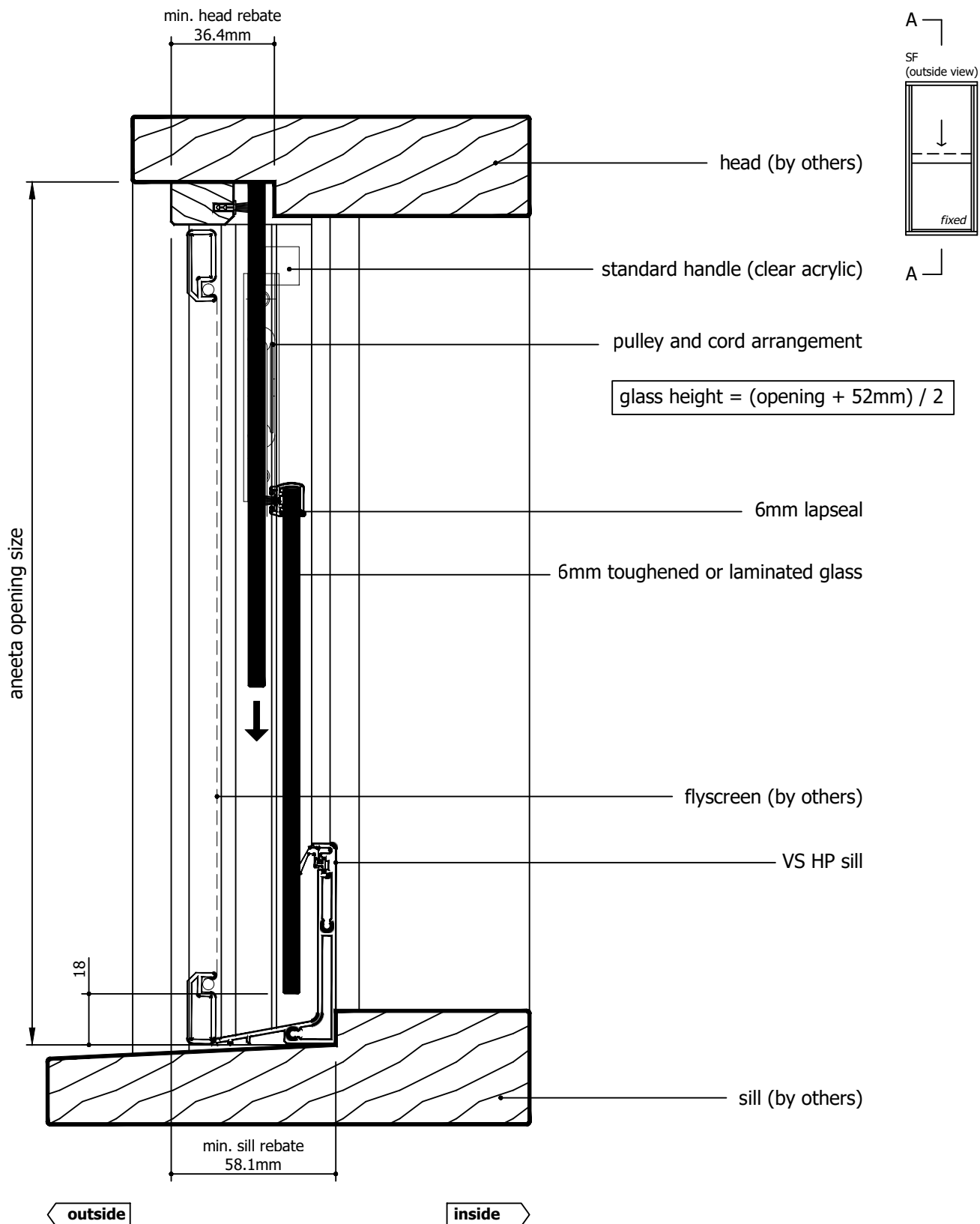
Rev	Description	Approved By	Date
H	Delete P008 and replace with P229 - VS Sill	DF	27/8/2025
G	VS 300Pa/800Pa sill adaptor changed to VS Sill/VS HP Sill	DF	Oct2024
F	Add various sill options	SE	Jun2024
E	New template, remove continuous handle, update boxes	SE	Jan2024
D	Add new lock and pin	SE	Dec2020
C	New lock, sill, pulley location, box sections, layout	RL	Jun2013
B	Adjusted glass sizes	UF	Nov2010

<div>Proprietary and confidential</div> <div>The information contained in this drawing is the sole property of Aneeta Australia. Any reproduction in part or as a whole, without the written permission of Aneeta Australia is prohibited.</div>	Title: 2 pane servery 6mm sashless vertical slider in timber frames (bottom pane fixed) with small box and Vs sill vertical section A-A				<div> 949 Stud Road, Rowville VIC 3178, ABN 80 062 883 729</div>		Material: in Timber Frame
							Finish:
							Die/Part:
							Dwg No: VS 2P6 SF T
	Drwn: UF	Chk: -	Date: Jan 2010	Scale: 1:2@A4	Sheet 4 of 29	Revision: H	

M:\Documentation\Website Downloads\3. Timber Frames\1. Vertical\2. Servery\VS 2P6 SF T (H) - 2 pane servery 6mm sashless vertical slider in timber frames (bottom pane fixed) SF.dwg




IF IN DOUBT ASK - DO NOT SCALE DRAWING



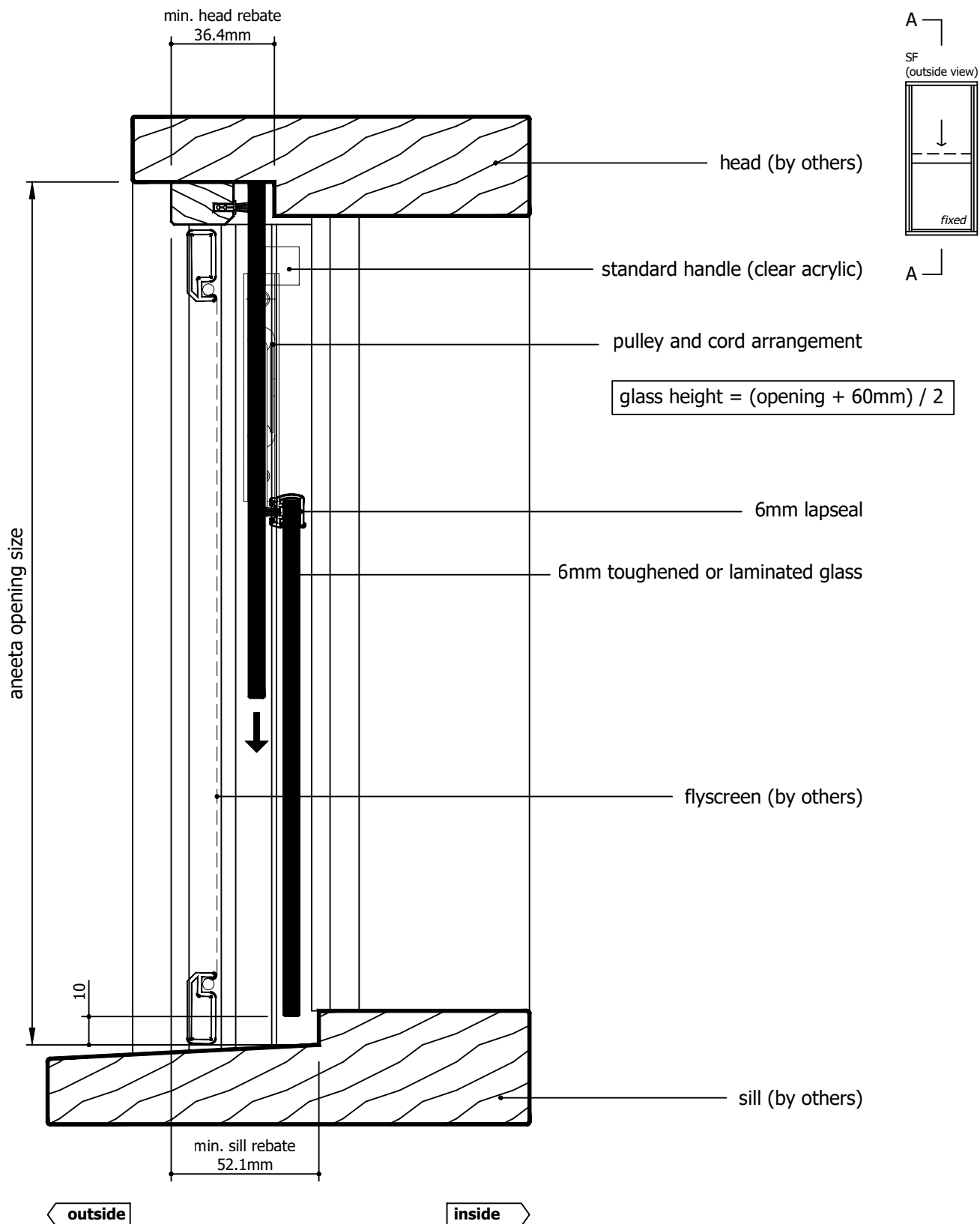
M:\Documentation\Website Downloads\3. Timber Frames\1. Vertical\2. Servery\VS 2P6 SF T (H) - 2 pane servery 6mm sashless vertical slider in timber frames (bottom pane fixed) SF.dwg

Rev	Description	Approved By	Date
H	Delete P008 and replace with P229 - VS Sill	DF	27/8/2025
G	VS 300Pa/800Pa sill adaptor changed to VS Sill/VS HP Sill	DF	Oct2024
F	Add various sill options	SE	Jun2024
E	New template, remove continuous handle, update boxes	SE	Jan2024
D	Add new lock and pin	SE	Dec2020
C	New lock, sill, pulley location, box sections, layout	RL	Jun2013
B	Adjusted glass sizes	UF	Nov2010

<div>Proprietary and confidential</div> <div>The information contained in this drawing is the sole property of Aneeta Australia. Any reproduction in part or as a whole, without the written permission of Aneeta Australia is prohibited.</div>	Title: 2 pane servery 6mm sashless vertical slider in timber frames (bottom pane fixed) with small box and VS HP sill vertical section A-A				<div> 949 Stud Road, Rowville VIC 3178, ABN 80 062 883 729</div>	Material: in Timber Frame
						Finish:
						Die/Part:
						Dwg No: VS 2P6 SF T
	Drwn: UF	Chk: -	Date: Jan 2010	Scale: 1:2@A4		Sheet 5 of 29




IF IN DOUBT ASK - DO NOT SCALE DRAWING



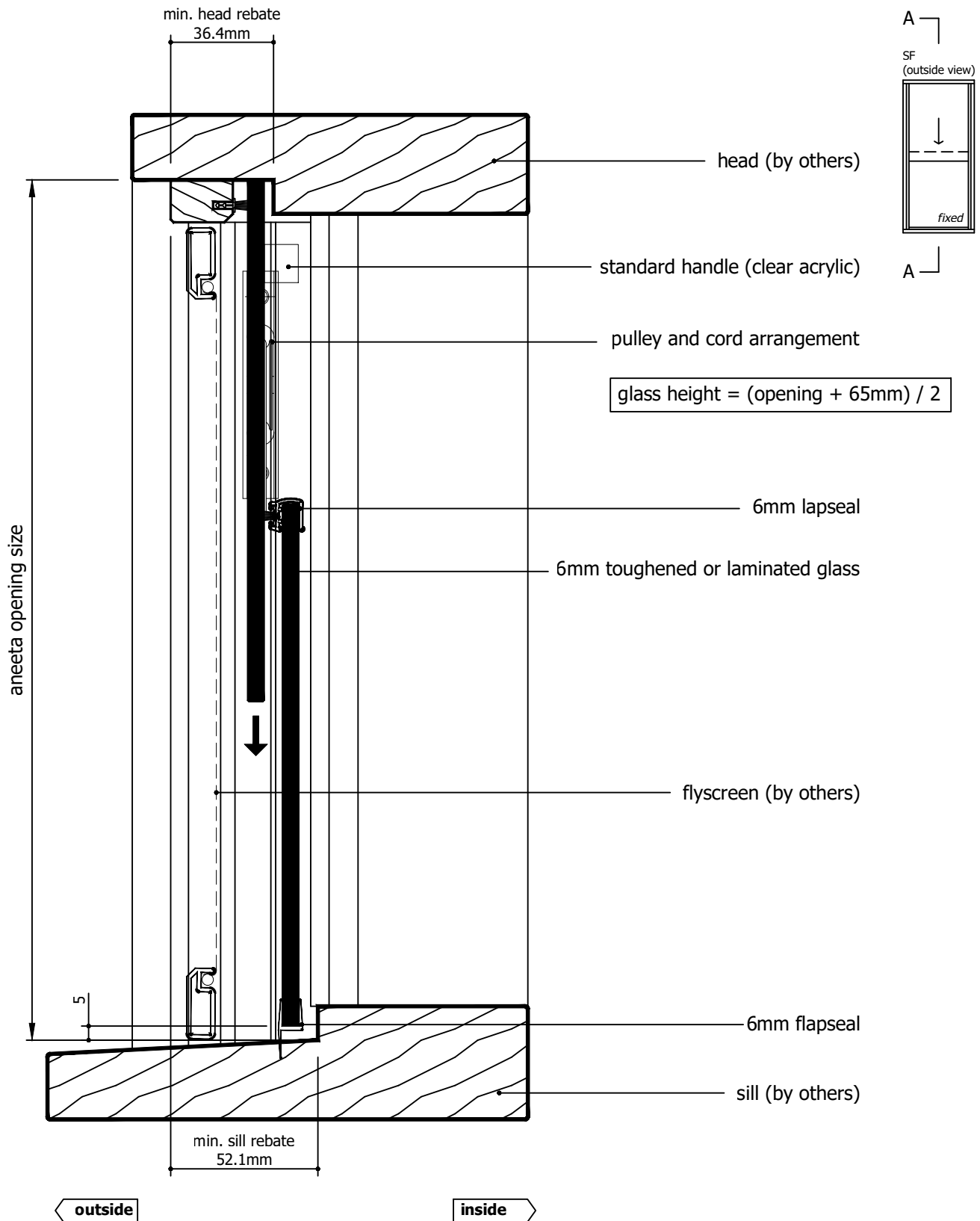
M:\Documentation\Website Downloads\3. Timber Frames\1. Vertical\2. Servery\VS 2P6 SF T (H) - 2 pane servery 6mm sashless vertical slider in timber frames (bottom pane fixed) SF.dwg

Rev	Description	Approved By	Date
H	Delete P008 and replace with P229 - VS Sill	DF	27/8/2025
G	VS 300Pa/800Pa sill adaptor changed to VS Sill/VS HP Sill	DF	Oct2024
F	Add various sill options	SE	Jun2024
E	New template, remove continuous handle, update boxes	SE	Jan2024
D	Add new lock and pin	SE	Dec2020
C	New lock, sill, pulley location, box sections, layout	RL	Jun2013
B	Adjusted glass sizes	UF	Nov2010

Proprietary and confidential The information contained in this drawing is the sole property of Aneeta Australia. Any reproduction in part or as a whole, without the written permission of Aneeta Australia is prohibited.	Title: 2 pane servery 6mm sashless vertical slider in timber frames (bottom pane fixed) with small box and no sill adaptor vertical section A-A				 949 Stud Road, Rowville VIC 3178, ABN 80 062 883 729		Material:	in Timber Frame
							Finish:	
							Die/Part:	
							Dwg No:	VS 2P6 SF T
	Drwn: UF	Chk: -	Date: Jan 2010	Scale: 1:2@A4	Sheet 6 of 29	Revision: H		




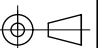
IF IN DOUBT ASK - DO NOT SCALE DRAWING



M:\Documentation\Website Downloads\3. Timber Frames\1. Vertical\2. Servery\VS 2P6 SF T (H) - 2 pane servery 6mm sashless vertical slider in timber frames (bottom pane fixed) SF.dwg

Rev	Description	Approved By	Date
H	Delete P008 and replace with P229 - VS Sill	DF	27/8/2025
G	VS 300Pa/800Pa sill adaptor changed to VS Sill/VS HP Sill	DF	Oct2024
F	Add various sill options	SE	Jun2024
E	New template, remove continuous handle, update boxes	SE	Jan2024
D	Add new lock and pin	SE	Dec2020
C	New lock, sill, pulley location, box sections, layout	RL	Jun2013
B	Adjusted glass sizes	UF	Nov2010

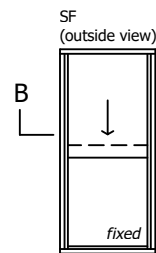
Proprietary and confidential The information contained in this drawing is the sole property of Aneeta Australia. Any reproduction in part or as a whole, without the written permission of Aneeta Australia is prohibited.	Title: 2 pane servery 6mm sashless vertical slider in timber frames (bottom pane fixed) with small box and 6mm flapseal at sill vertical section A-A				 949 Stud Road, Rowville VIC 3178, ABN 80 062 883 729		Material:	in Timber Frame
							Finish:	
							Die/Part:	
							Dwg No:	VS 2P6 SF T
	Drwn: UF	Chk: -	Date: Jan 2010	Scale: 1:2@A4	Sheet 7 of 29	Revision: H		



IF IN DOUBT ASK - DO NOT SCALE DRAWING

glass width = opening - 100mm

aneeta opening size



flyscreen (optional by others)

6mm combination tee

top pane

bottom pane

aluminium cover

lock

60 x 30mm box containing lead weight
to counter balance moving pane of glass

jamb (by others)

outside

inside

Rev	Description	Approved By	Date
H	Delete P008 and replace with P229 - VS Sill	DF	27/8/2025
G	VS 300Pa/800Pa sill adaptor changed to VS Sill/VS HP Sill	DF	Oct2024
F	Add various sill options	SE	Jun2024
E	New template, remove continuous handle, update boxes	SE	Jan2024
D	Add new lock and pin	SE	Dec2020
C	New lock, sill, pulley location, box sections, layout	RL	Jun2013
B	Adjusted glass sizes	UF	Nov2010

Proprietary and confidential

The information contained in this drawing is the sole property of Aneeta Australia. Any reproduction in part or as a whole, without the written permission of Aneeta Australia is prohibited.

Title:
2 pane servery 6mm sashless vertical slider in
timber frames (bottom pane fixed)
with small box

horizontal section B-B

Drwn: UF Chk: - Date: Jan 2010 Scale: 1:10A4



949 Stud Road, Rowville VIC 3178, ABN 80 062 883 729

Sheet 8 of 29

Revision: H

Material: in Timber Frame

Finish:

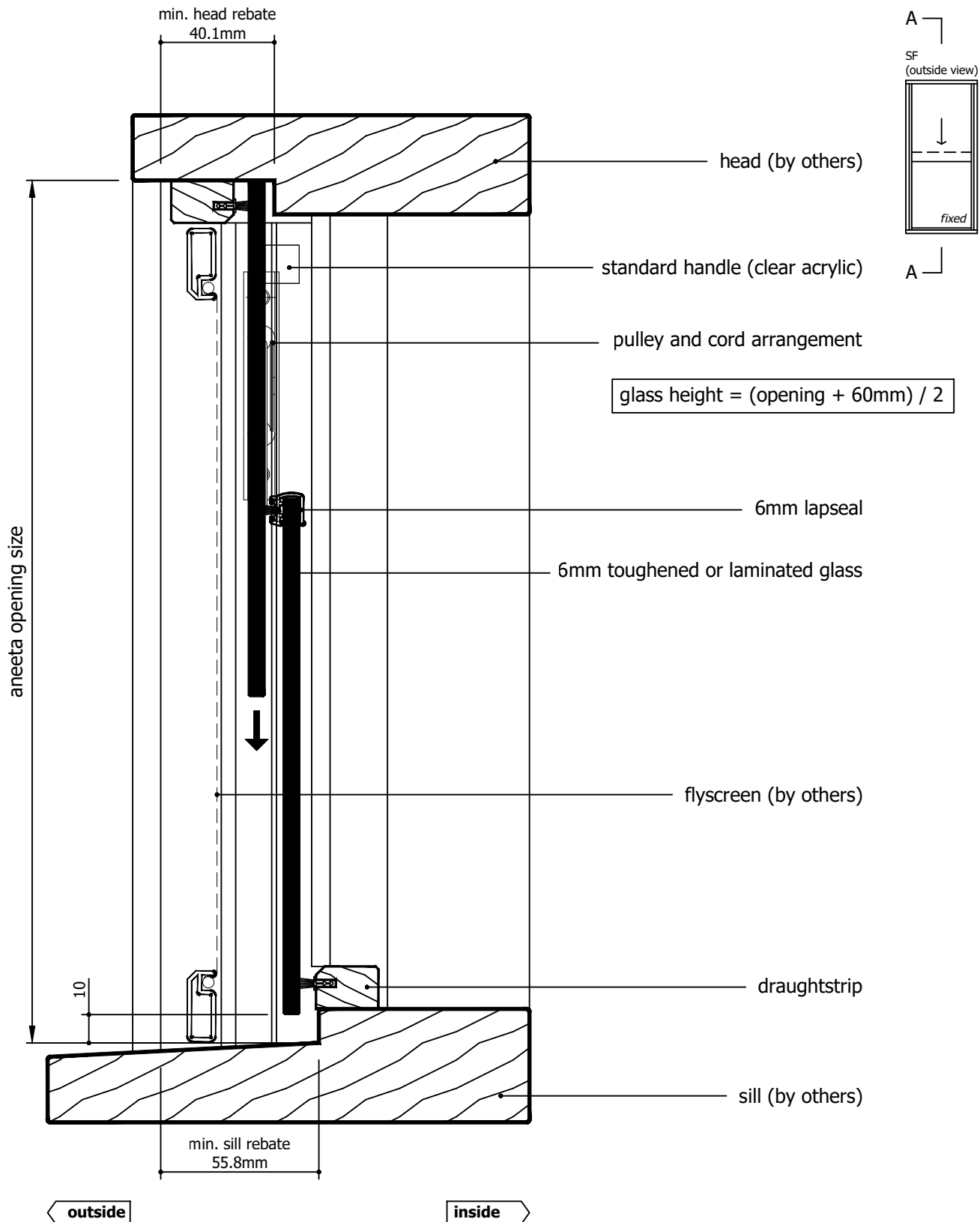
Die/Part:

Dwg No: VS 2P6 SF T




IF IN DOUBT ASK - DO NOT SCALE DRAWING

M:\Documentation\Website Downloads\3. Timber Frames\1. Vertical\2. Servery\VS 2P6 SF T (H) - 2 pane servery 6mm sashless vertical slider in timber frames (bottom pane fixed) SF.dwg



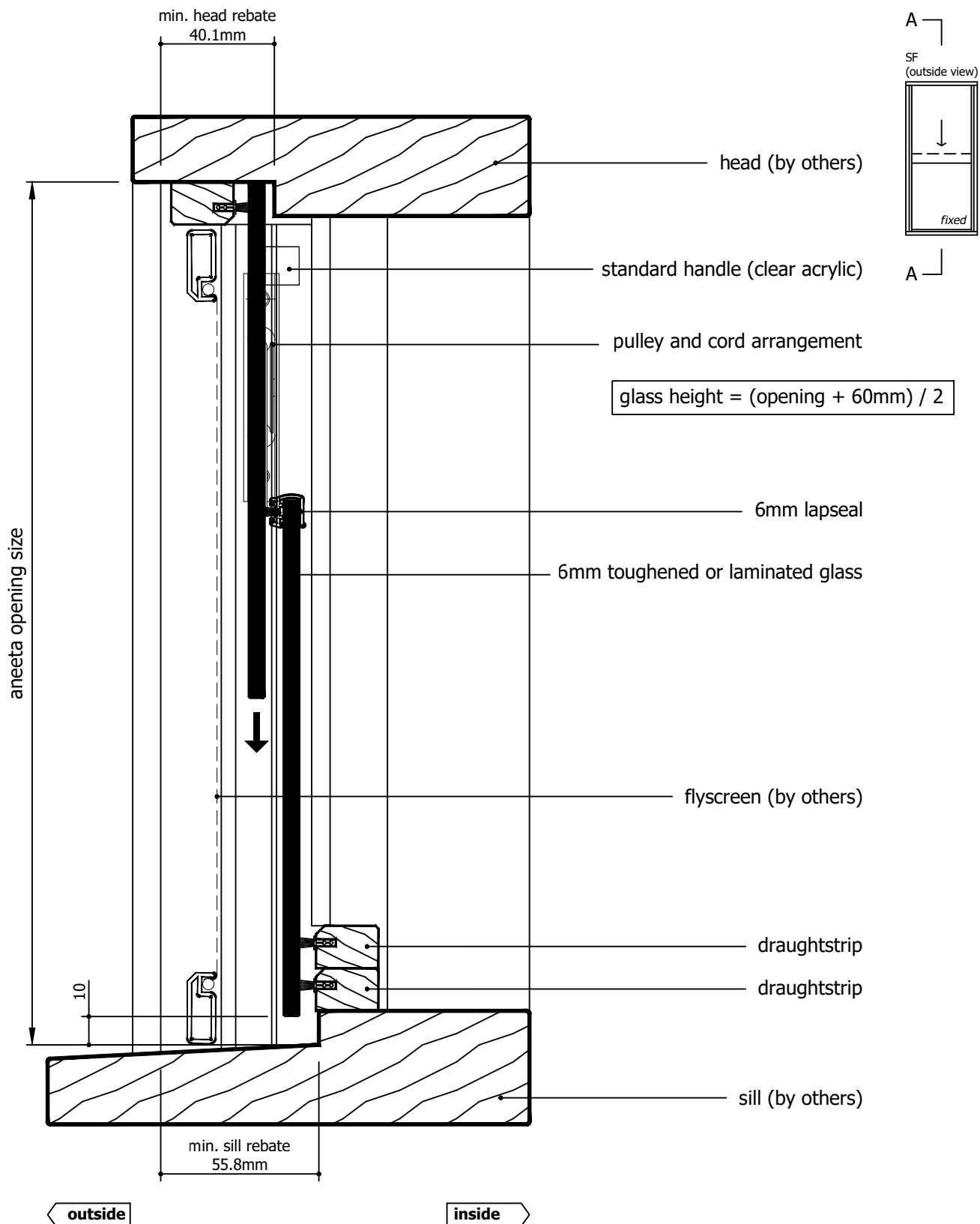
M:\Documentation\Website Downloads\3. Timber Frames\1. Vertical\2. Servery\VS 2P6 SF T (H) - 2 pane servery 6mm sashless vertical slider in timber frames (bottom pane fixed) SF.dwg

Rev	Description	Approved By	Date
H	Delete P008 and replace with P229 - VS Sill	DF	27/8/2025
G	VS 300Pa/800Pa sill adaptor changed to VS Sill/VS HP Sill	DF	Oct2024
F	Add various sill options	SE	Jun2024
E	New template, remove continuous handle, update boxes	SE	Jan2024
D	Add new lock and pin	SE	Dec2020
C	New lock, sill, pulley location, box sections, layout	RL	Jun2013
B	Adjusted glass sizes	UF	Nov2010


<div>Proprietary and confidential</div> <div>The information contained in this drawing is the sole property of Aneeta Australia. Any reproduction in part or as a whole, without the written permission of Aneeta Australia is prohibited.</div>	Title: 2 pane servery 6mm sashless vertical slider in timber frames (bottom pane fixed) with medium box and draughtstrip at sill vertical section A-A				<div> 949 Stud Road, Rowville VIC 3178, ABN 80 062 883 729</div>	Material: in Timber Frame
						Finish:
						Die/Part:
						Dwg No: VS 2P6 SF T
	Drwn: UF	Chk: -	Date: Jan 2010	Scale: 1:2@A4	Sheet 9 of 29	Revision: H



IF IN DOUBT ASK - DO NOT SCALE DRAWING



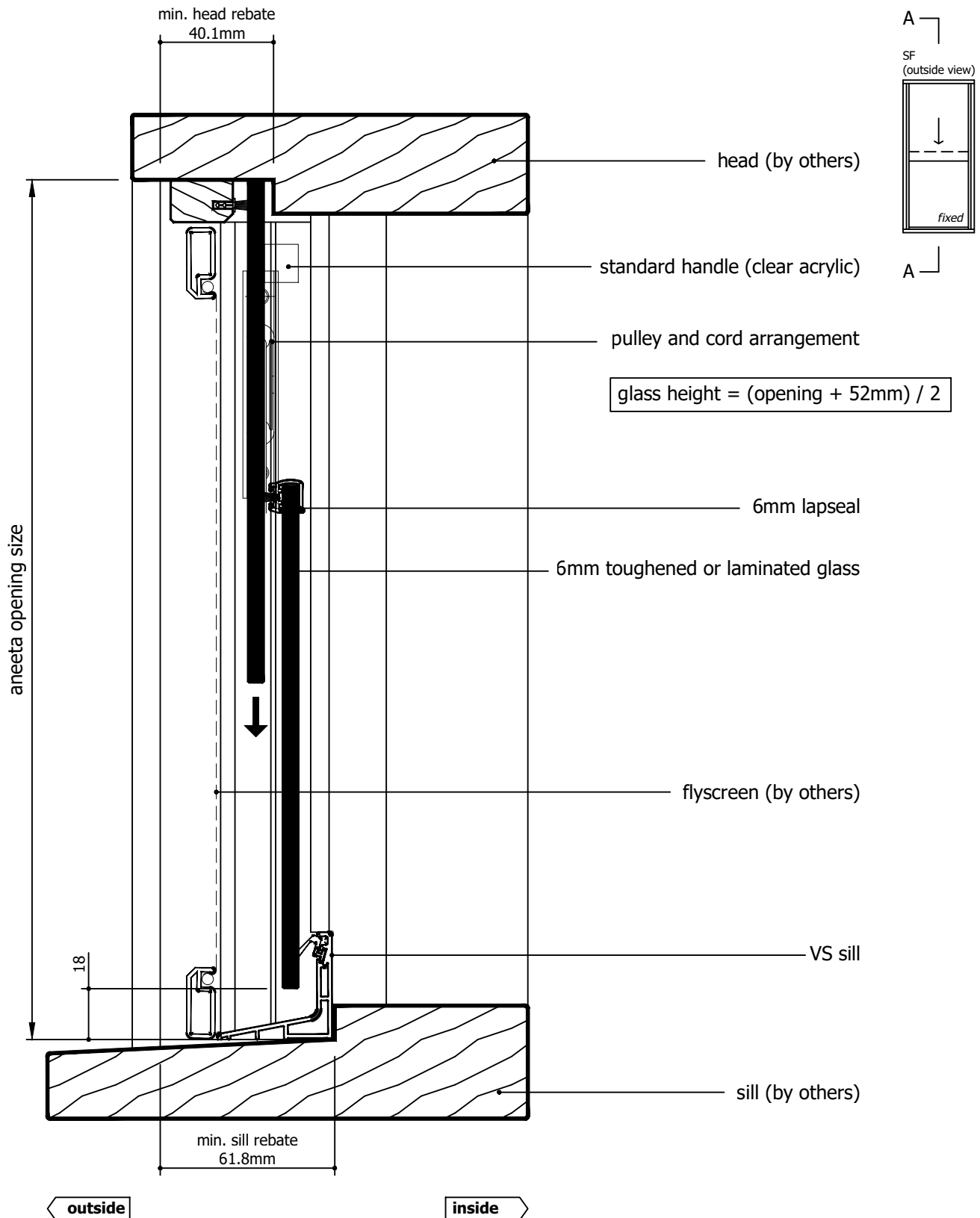
Rev	Description	Approved By	Date
H	Delete P008 and replace with P229 - VS Sill	DF	27/8/2025
G	VS 300Pa/800Pa sill adaptor changed to VS Sill/VS HP Sill	DF	Oct2024
F	Add various sill options	SE	Jun2024
E	New template, remove continuous handle, update boxes	SE	Jan2024
D	Add new lock and pin	SE	Dec2020
C	New lock, sill, pulley location, box sections, layout	RL	Jun2013
B	Adjusted glass sizes	UF	Nov2010

Proprietary and confidential The information contained in this drawing is the sole property of Aneeta Australia. Any reproduction in part or as a whole, without the written permission of Aneeta Australia is prohibited.	Title: 2 pane servery 6mm sashless vertical slider in timber frames (bottom pane fixed) with medium box and 2 x draughtstrip at sill vertical section A-A				Material: in Timber Frame	
	 949 Stud Road, Rowville VIC 3178, ABN 80 062 883 729				Finish:	
	Drwn: UF Chk: - Date: Jan 2010 Scale: 1:20 A4				Die/Part:	
	Sheet 10 of 29 Revision: H				Dwg No: VS 2P6 SF T	

M:\Documentation\Website Downloads\3. Timber Frames\1. Vertical\2. Servery\VS 2P6 SF T (H) - 2 pane servery 6mm sashless vertical slider in timber frames (bottom pane fixed) SF.dwg




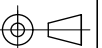
IF IN DOUBT ASK - DO NOT SCALE DRAWING



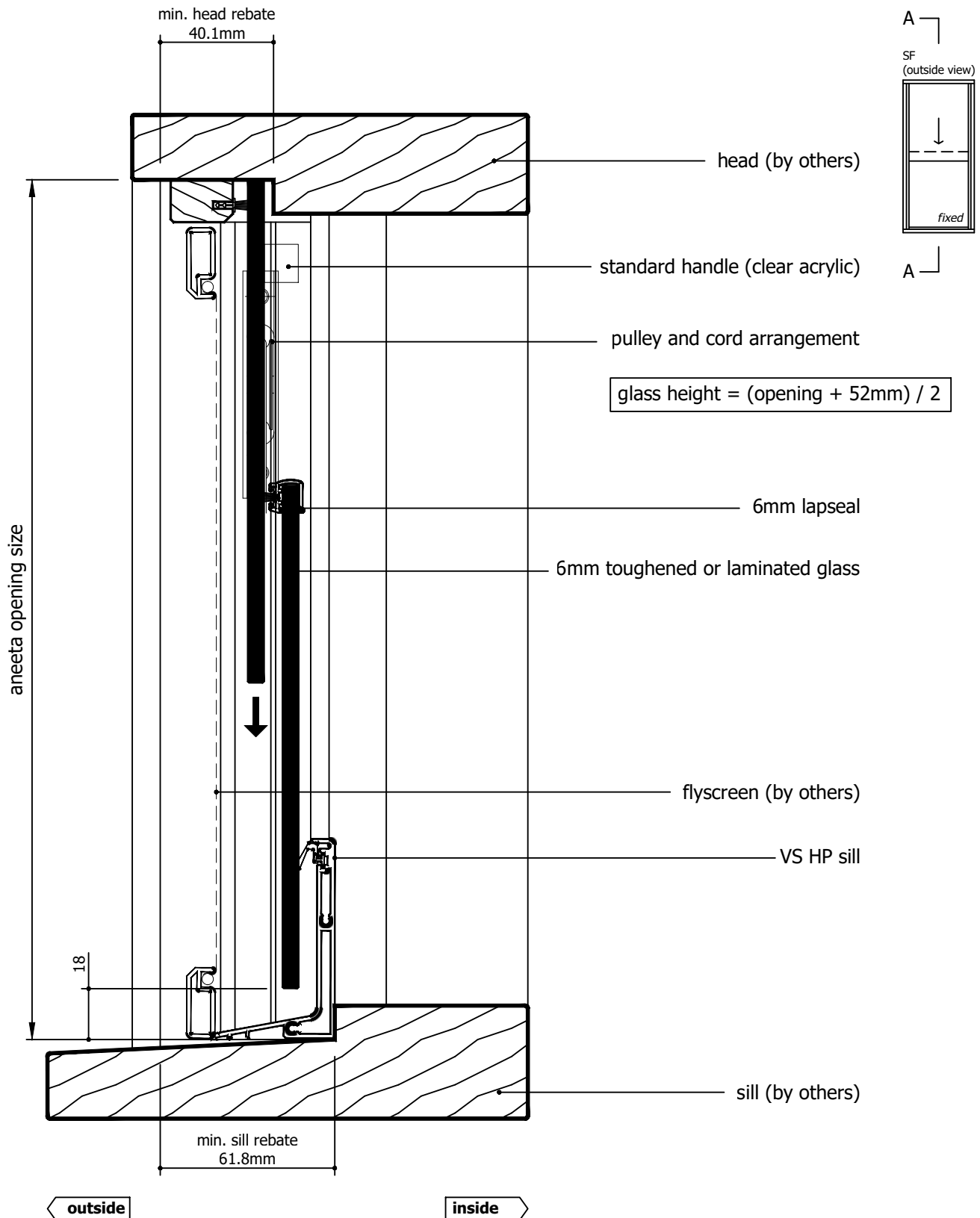
M:\Documentation\Website Downloads\3. Timber Frames\1. Vertical\2. Servery\VS 2P6 SF T (H) - 2 pane servery 6mm sashless vertical slider in timber frames (bottom pane fixed) SF.dwg

Rev	Description	Approved By	Date
H	Delete P008 and replace with P229 - VS Sill	DF	27/8/2025
G	VS 300Pa/800Pa sill adaptor changed to VS Sill/VS HP Sill	DF	Oct2024
F	Add various sill options	SE	Jun2024
E	New template, remove continuous handle, update boxes	SE	Jan2024
D	Add new lock and pin	SE	Dec2020
C	New lock, sill, pulley location, box sections, layout	RL	Jun2013
B	Adjusted glass sizes	UF	Nov2010

<div>Proprietary and confidential</div> <div>The information contained in this drawing is the sole property of Aneeta Australia. Any reproduction in part or as a whole, without the written permission of Aneeta Australia is prohibited.</div>	Title: 2 pane servery 6mm sashless vertical slider in timber frames (bottom pane fixed) with medium box and VS sill vertical section A-A				<div> 949 Stud Road, Rowville VIC 3178, ABN 80 062 883 729</div>		Material: in Timber Frame
							Finish:
							Die/Part:
							Dwg No:
							VS 2P6 SF T
Drwn: UF	Chk: -	Date: Jan 2010	Scale: 1:2@A4	Sheet 11 of 29	Revision: H		




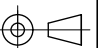
IF IN DOUBT ASK - DO NOT SCALE DRAWING



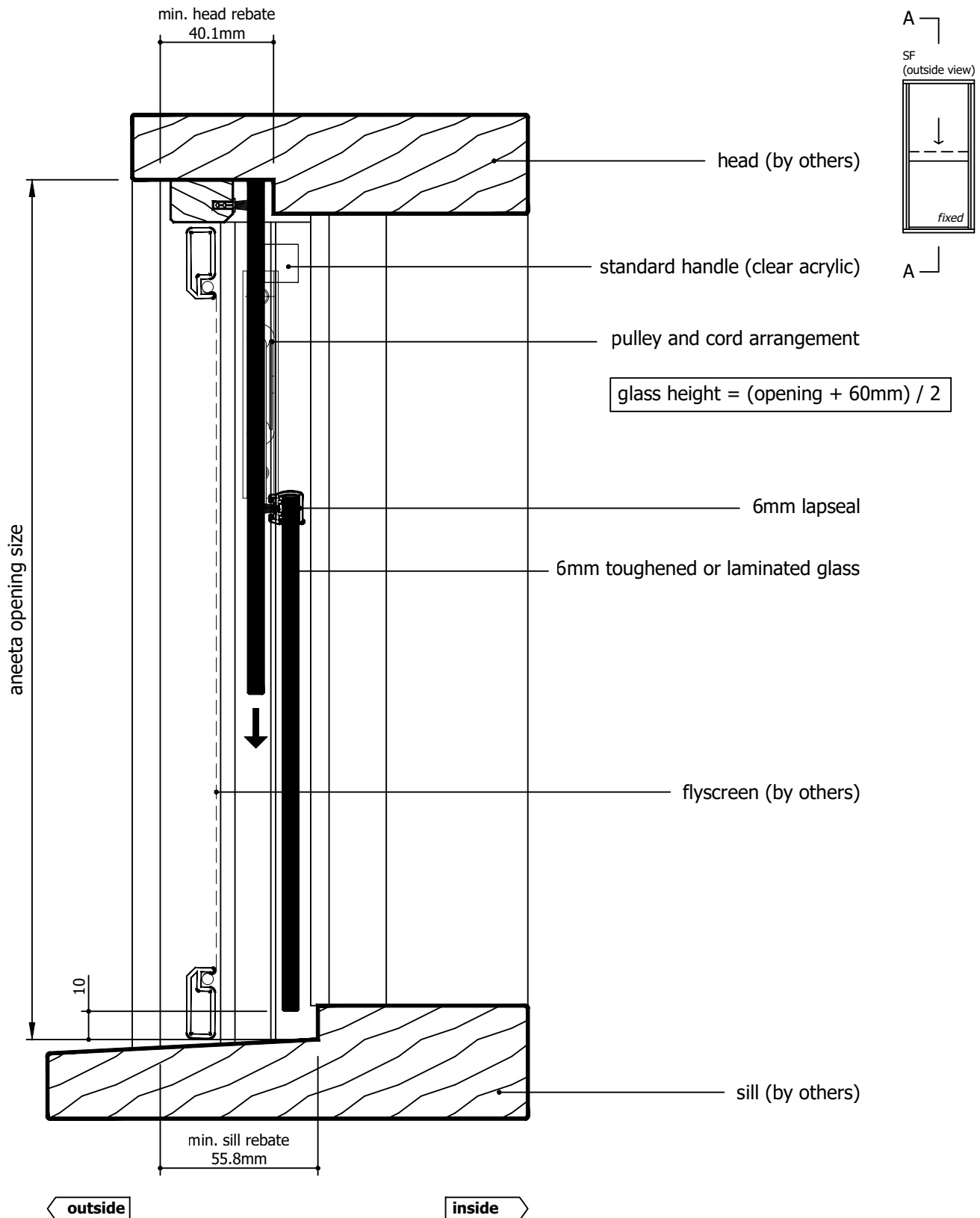
M:\Documentation\Website Downloads\3. Timber Frames\1. Vertical\2. Servery\VS 2P6 SF T (H) - 2 pane servery 6mm sashless vertical slider in timber frames (bottom pane fixed) SF.dwg

Rev	Description	Approved By	Date
H	Delete P008 and replace with P229 - VS Sill	DF	27/8/2025
G	VS 300Pa/800Pa sill adaptor changed to VS Sill/VS HP Sill	DF	Oct2024
F	Add various sill options	SE	Jun2024
E	New template, remove continuous handle, update boxes	SE	Jan2024
D	Add new lock and pin	SE	Dec2020
C	New lock, sill, pulley location, box sections, layout	RL	Jun2013
B	Adjusted glass sizes	UF	Nov2010

Proprietary and confidential The information contained in this drawing is the sole property of Aneeta Australia. Any reproduction in part or as a whole, without the written permission of Aneeta Australia is prohibited.	Title: 2 pane servery 6mm sashless vertical slider in timber frames (bottom pane fixed) with medium box and VS HP sill vertical section A-A				 949 Stud Road, Rowville VIC 3178, ABN 80 062 883 729		Material:	in Timber Frame
							Finish:	
							Die/Part:	
							Dwg No:	VS 2P6 SF T
	Drwn: UF	Chk: -	Date: Jan 2010	Scale: 1:2@A4	Sheet 12 of 29	Revision: H		




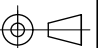
IF IN DOUBT ASK - DO NOT SCALE DRAWING



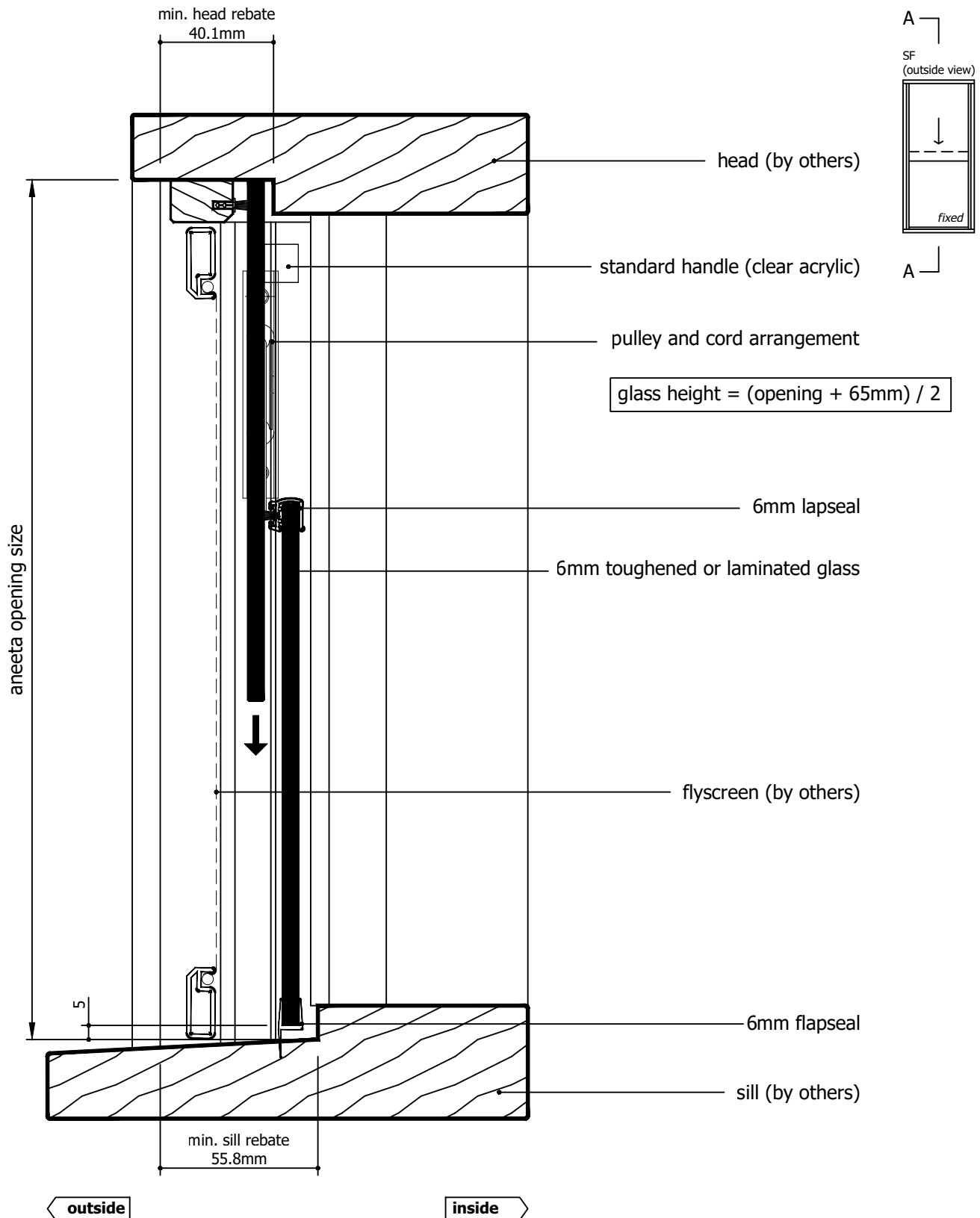
M:\Documentation\Website Downloads\3. Timber Frames\1. Vertical\2. Servery\VS 2P6 SF T (H) - 2 pane servery 6mm sashless vertical slider in timber frames (bottom pane fixed) SF.dwg

Rev	Description	Approved By	Date
H	Delete P008 and replace with P229 - VS Sill	DF	27/8/2025
G	VS 300Pa/800Pa sill adaptor changed to VS Sill/VS HP Sill	DF	Oct2024
F	Add various sill options	SE	Jun2024
E	New template, remove continuous handle, update boxes	SE	Jan2024
D	Add new lock and pin	SE	Dec2020
C	New lock, sill, pulley location, box sections, layout	RL	Jun2013
B	Adjusted glass sizes	UF	Nov2010


<div>Proprietary and confidential</div> <div>The information contained in this drawing is the sole property of Aneeta Australia. Any reproduction in part or as a whole, without the written permission of Aneeta Australia is prohibited.</div>	Title: 2 pane servery 6mm sashless vertical slider in timber frames (bottom pane fixed) with medium box and no sill adaptor vertical section A-A				<div> 949 Stud Road, Rowville VIC 3178, ABN 80 062 883 729</div>		Material: in Timber Frame
							Finish:
							Die/Part:
							Dwg No:
							VS 2P6 SF T
Drwn: UF	Chk: -	Date: Jan 2010	Scale: 1:2@A4	Sheet 13 of 29	Revision: H		



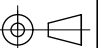
IF IN DOUBT ASK - DO NOT SCALE DRAWING



Rev	Description	Approved By	Date
H	Delete P008 and replace with P229 - VS Sill	DF	27/8/2025
G	VS 300Pa/800Pa sill adaptor changed to VS Sill/VS HP Sill	DF	Oct2024
F	Add various sill options	SE	Jun2024
E	New template, remove continuous handle, update boxes	SE	Jan2024
D	Add new lock and pin	SE	Dec2020
C	New lock, sill, pulley location, box sections, layout	RL	Jun2013
B	Adjusted glass sizes	UF	Nov2010

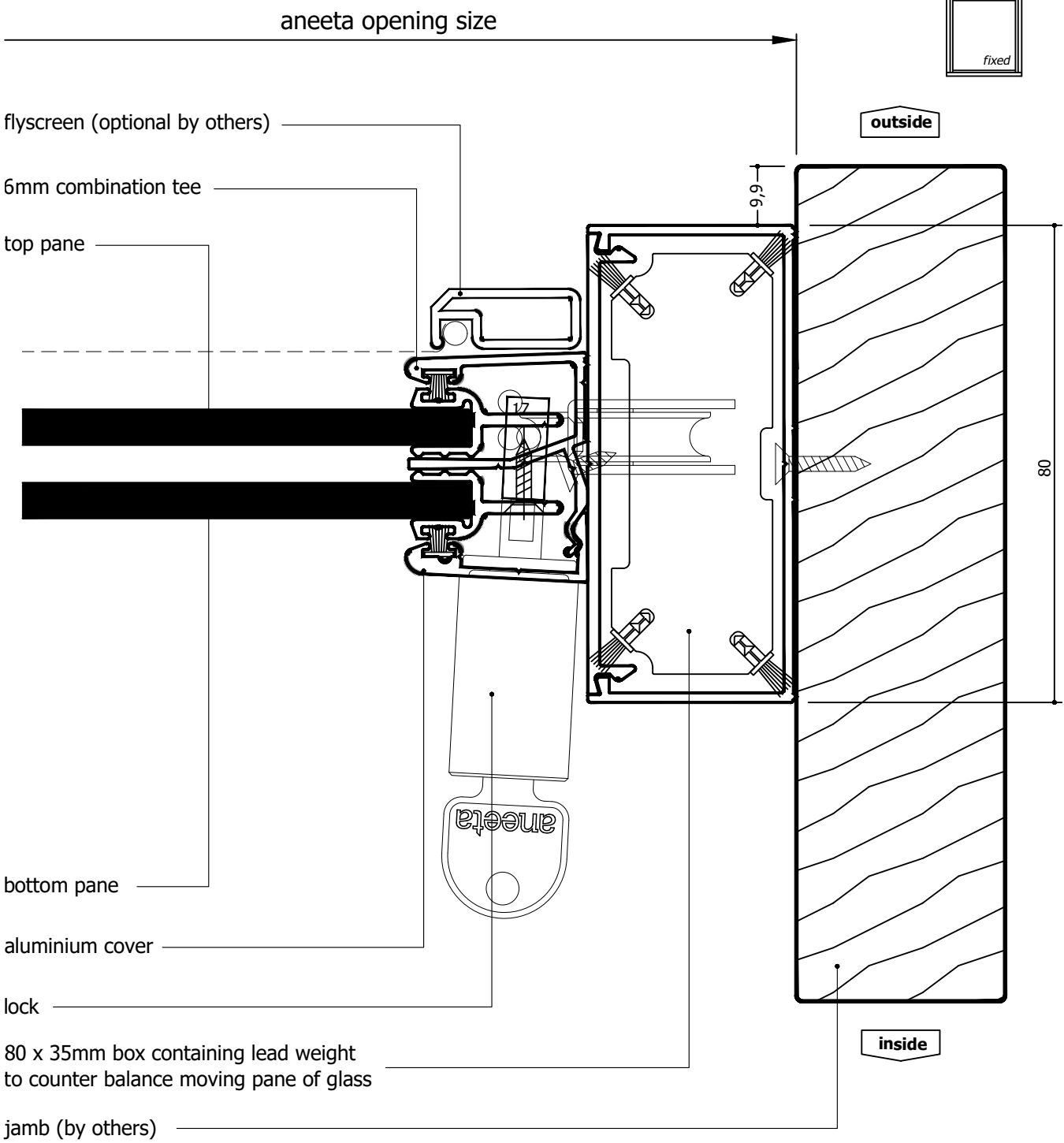
Proprietary and confidential The information contained in this drawing is the sole property of Aneeta Australia. Any reproduction in part or as a whole, without the written permission of Aneeta Australia is prohibited.	Title: 2 pane servery 6mm sashless vertical slider in timber frames (bottom pane fixed) with medium box and 6mm flapseal at sill vertical section A-A				Material: in Timber Frame	
	 949 Stud Road, Rowville VIC 3178, ABN 80 062 883 729				Finish:	
	Drwn: UF Chk: - Date: Jan 2010 Scale: 1:2@A4				Die/Part:	
	Sheet 14 of 29 Revision: H				Dwg No: VS 2P6 SF T	

M:\Documentation\Website Downloads\3. Timber Frames\1. Vertical\2. Servery\VS 2P6 SF T (H) - 2 pane servery 6mm sashless vertical slider in timber frames (bottom pane fixed) SF.dwg




IF IN DOUBT ASK - DO NOT SCALE DRAWING

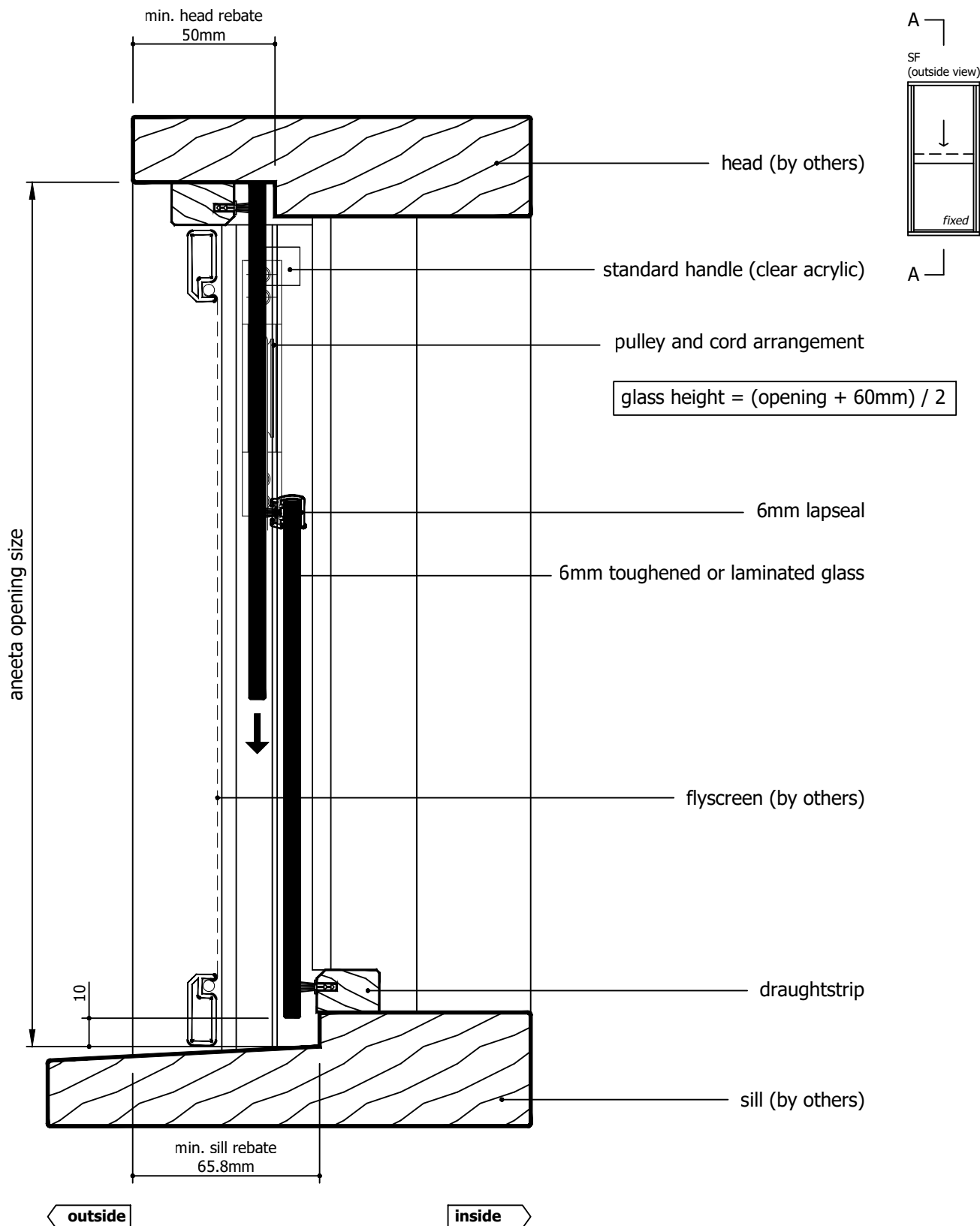
glass width = opening - 110mm



Rev	Description	Approved By	Date
H	Delete P008 and replace with P229 - VS Sill	DF	27/8/2025
G	VS 300Pa/800Pa sill adaptor changed to VS Sill/VS HP Sill	DF	Oct2024
F	Add various sill options	SE	Jun2024
E	New template, remove continuous handle, update boxes	SE	Jan2024
D	Add new lock and pin	SE	Dec2020
C	New lock, sill, pulley location, box sections, layout	RL	Jun2013
B	Adjusted glass sizes	UF	Nov2010


<div>Proprietary and confidential</div> <div>The information contained in this drawing is the sole property of Aneeta Australia. Any reproduction in part or as a whole, without the written permission of Aneeta Australia is prohibited.</div>	<div>Title: 2 pane servery 6mm sashless vertical slider in timber frames (bottom pane fixed) with medium box</div> <div>horizontal section B-B</div>				<div> 949 Stud Road, Rowville VIC 3178, ABN 80 062 883 729</div>		Material: in Timber Frame
							Finish:
							Die/Part:
							Dwg No: VS 2P6 SF T
Drwn: UF	Chk: -	Date: Jan 2010	Scale: 1:1@A4	Sheet 15 of 29	Revision: H		

M:\Documentation\Website Downloads\3. Timber Frames\1. Vertical\2. Servery\VS 2P6 SF T (H) - 2 pane servery 6mm sashless vertical slider in timber frames (bottom pane fixed) SF.dwg



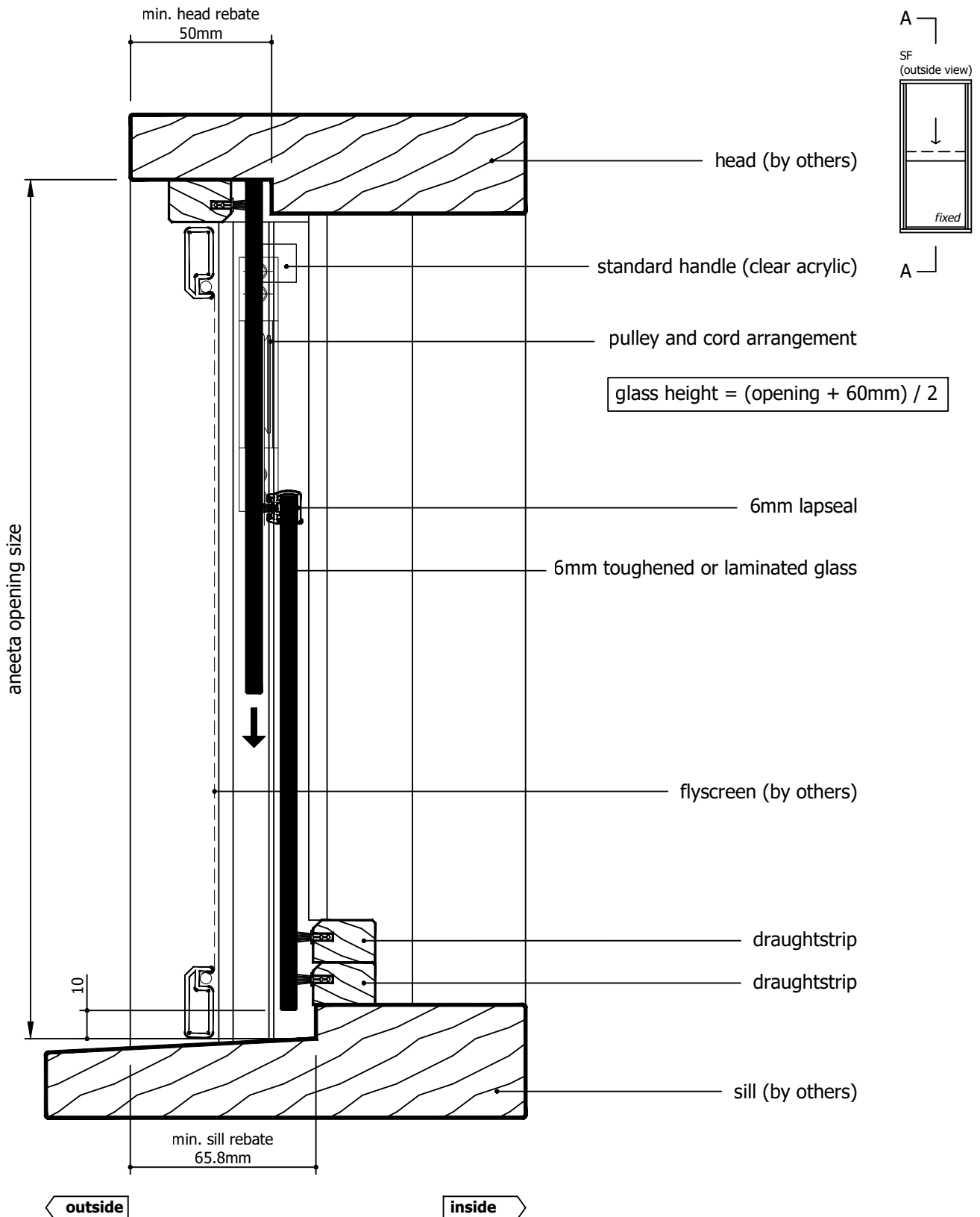
M:\Documentation\Website Downloads\3. Timber Frames\1. Vertical\2. Servery\VS 2P6 SF T (H) - 2 pane servery 6mm sashless vertical slider in timber frames (bottom pane fixed) SF.dwg

Rev	Description	Approved By	Date
H	Delete P008 and replace with P229 - VS Sill	DF	27/8/2025
G	VS 300Pa/800Pa sill adaptor changed to VS Sill/VS HP Sill	DF	Oct2024
F	Add various sill options	SE	Jun2024
E	New template, remove continuous handle, update boxes	SE	Jan2024
D	Add new lock and pin	SE	Dec2020
C	New lock, sill, pulley location, box sections, layout	RL	Jun2013
B	Adjusted glass sizes	UF	Nov2010


<div>Proprietary and confidential</div> <div>The information contained in this drawing is the sole property of Aneeta Australia. Any reproduction in part or as a whole, without the written permission of Aneeta Australia is prohibited.</div>	Title: 2 pane servery 6mm sashless vertical slider in timber frames (bottom pane fixed) with large box and draughtstrip at sill vertical section A-A				<div> 949 Stud Road, Rowville VIC 3178, ABN 80 062 883 729</div>	Material:	in Timber Frame
						Finish:	
						Die/Part:	
						Dwg No:	VS 2P6 SF T
	Drwn: UF	Chk: -	Date: Jan 2010	Scale: 1:2@A4	Sheet 16 of 29	Revision: H	



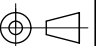
IF IN DOUBT ASK - DO NOT SCALE DRAWING



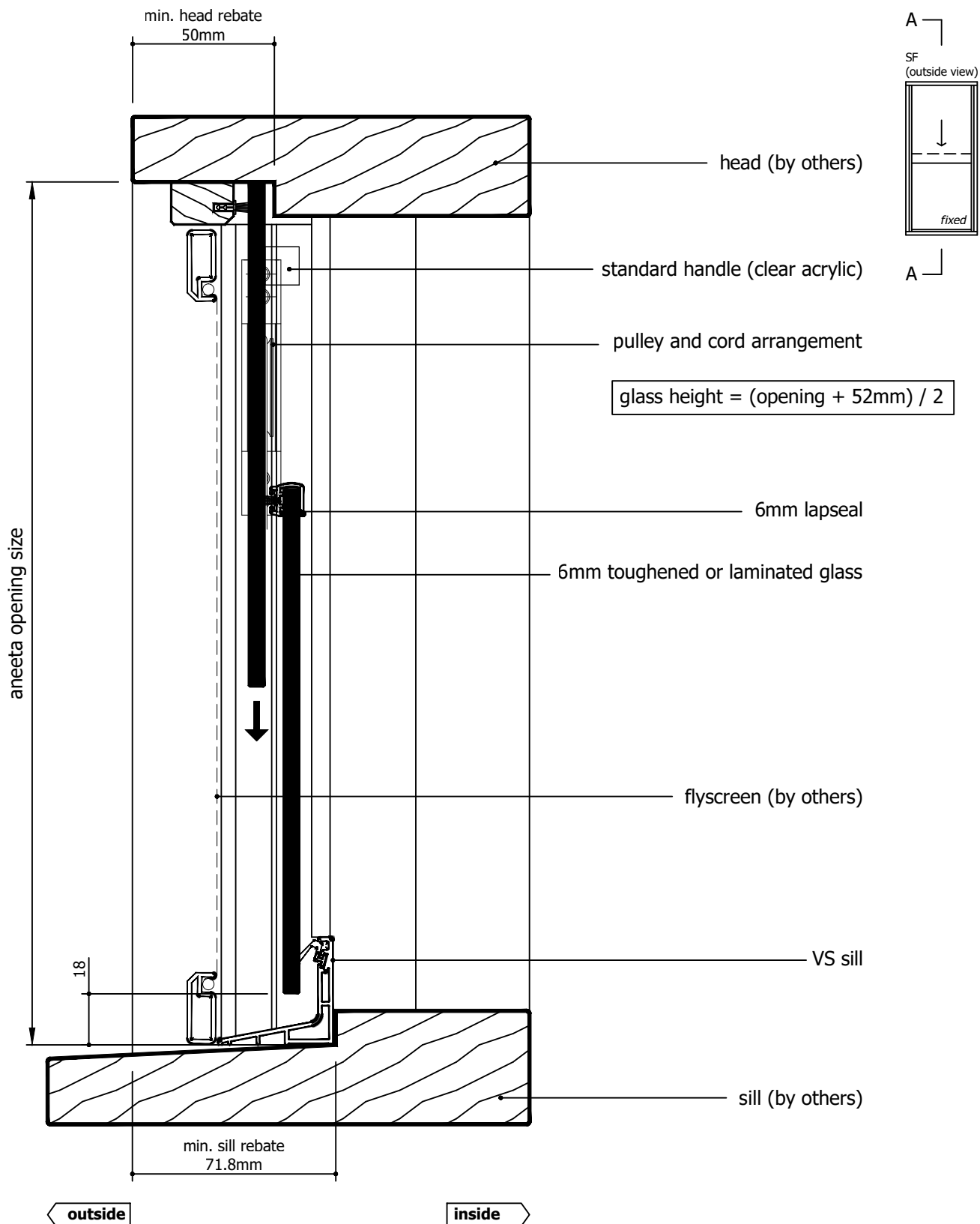
Rev	Description	Approved By	Date
H	Delete P008 and replace with P229 - VS Sill	DF	27/8/2025
G	VS 300Pa/800Pa sill adaptor changed to VS Sill/VS HP Sill	DF	Oct2024
F	Add various sill options	SE	Jun2024
E	New template, remove continuous handle, update boxes	SE	Jan2024
D	Add new lock and pin	SE	Dec2020
C	New lock, sill, pulley location, box sections, layout	RL	Jun2013
B	Adjusted glass sizes	UF	Nov2010

Proprietary and confidential The information contained in this drawing is the sole property of Aneeta Australia. Any reproduction in part or as a whole, without the written permission of Aneeta Australia is prohibited.		Title: 2 pane servery 6mm sashless vertical slider in timber frames (bottom pane fixed) with large box and 2 x draughtstrip at sill vertical section A-A		 949 Stud Road, Rowville VIC 3178, ABN 80 062 883 729		Material: in Timber Frame
						Finish:
						Die/Part:
						Dwg No: VS 2P6 SF T
Drwn: UF	Chk: -	Date: Jan 2010	Scale: 1:2@A4	Sheet 17 of 29	Revision: H	


M:\Documentation\Website Downloads\3. Timber Frames\1. Vertical\2. Servery\VS 2P6 SF T (H) - 2 pane servery 6mm sashless vertical slider in timber frames (bottom pane fixed) SF.dwg



IF IN DOUBT ASK - DO NOT SCALE DRAWING



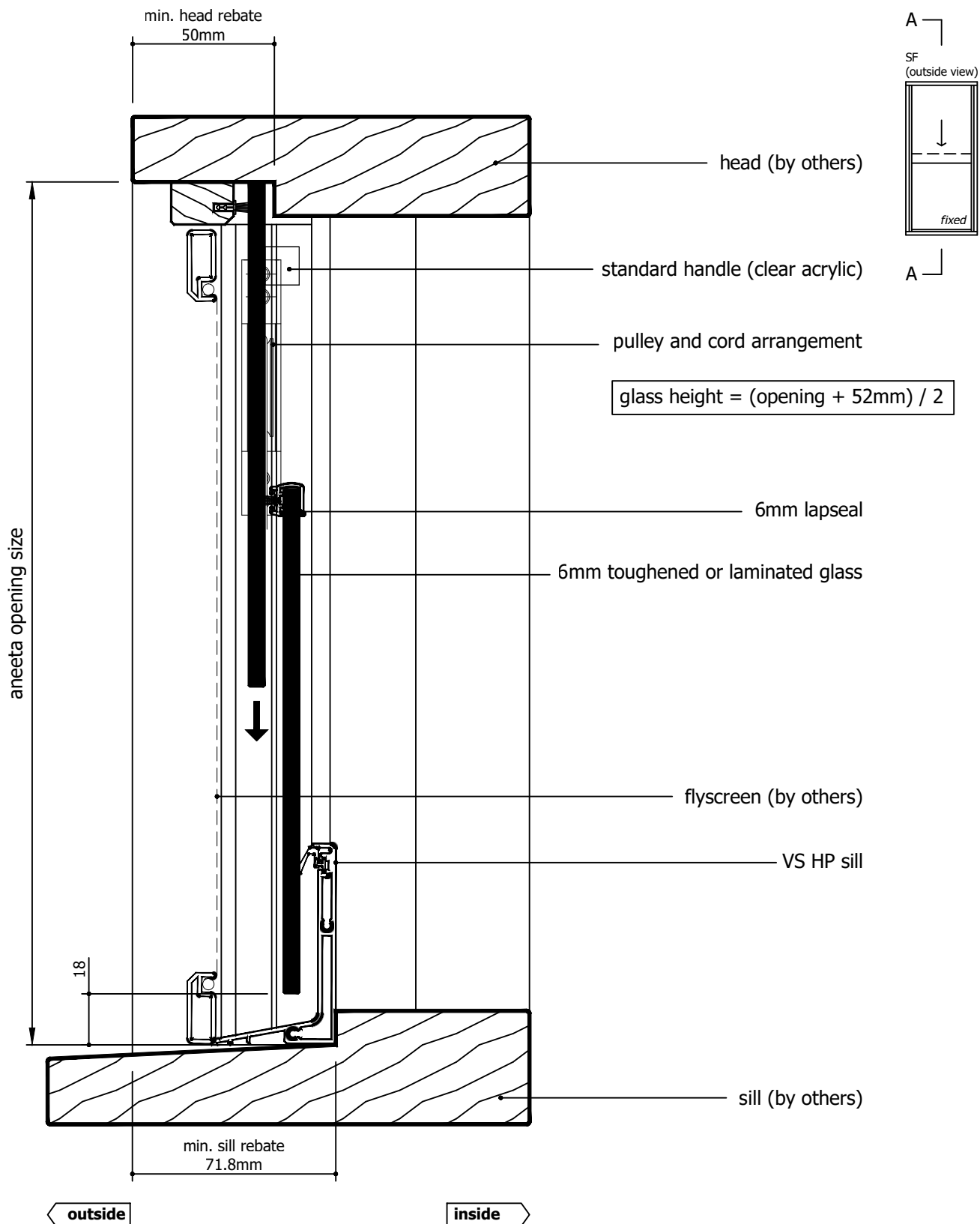
Rev	Description	Approved By	Date
H	Delete P008 and replace with P229 - VS Sill	DF	27/8/2025
G	VS 300Pa/800Pa sill adaptor changed to VS Sill/VS HP Sill	DF	Oct2024
F	Add various sill options	SE	Jun2024
E	New template, remove continuous handle, update boxes	SE	Jan2024
D	Add new lock and pin	SE	Dec2020
C	New lock, sill, pulley location, box sections, layout	RL	Jun2013
B	Adjusted glass sizes	UF	Nov2010

Proprietary and confidential The information contained in this drawing is the sole property of Aneeta Australia. Any reproduction in part or as a whole, without the written permission of Aneeta Australia is prohibited.		Title: 2 pane servery 6mm sashless vertical slider in timber frames (bottom pane fixed) with large box and VS sill vertical section A-A		 949 Stud Road, Rowville VIC 3178, ABN 80 062 883 729		Material: in Timber Frame
						Finish:
						Die/Part:
						Dwg No: VS 2P6 SF T
Drwn: UF	Chk: -	Date: Jan 2010	Scale: 1:20 A4	Sheet 18 of 29	Revision: H	


M:\Documentation\Website Downloads\3. Timber Frames\1. Vertical\2. Servery\VS 2P6 SF T (H) - 2 pane servery 6mm sashless vertical slider in timber frames (bottom pane fixed) SF.dwg



IF IN DOUBT ASK - DO NOT SCALE DRAWING



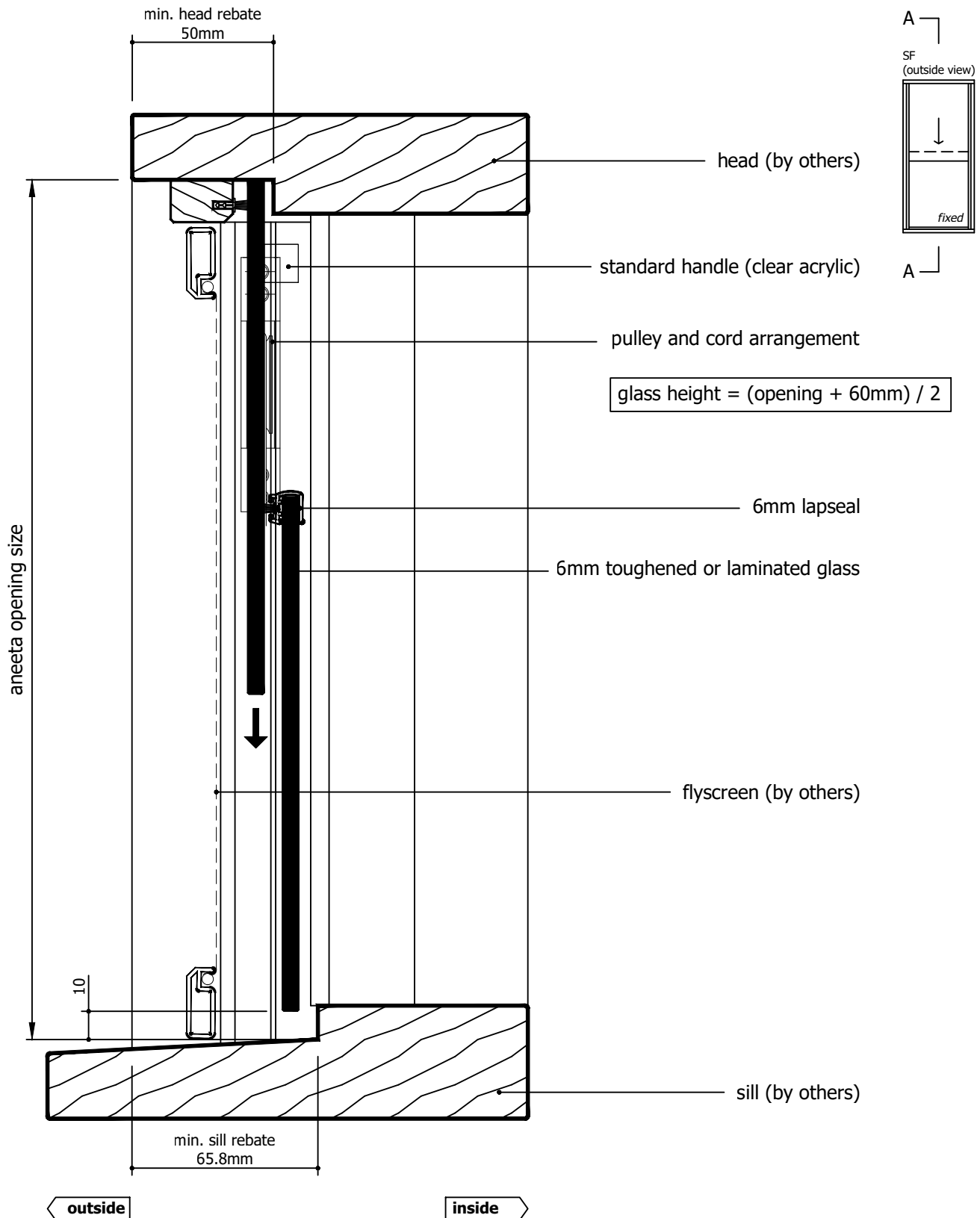
Rev	Description	Approved By	Date
H	Delete P008 and replace with P229 - VS Sill	DF	27/8/2025
G	VS 300Pa/800Pa sill adaptor changed to VS Sill/VS HP Sill	DF	Oct2024
F	Add various sill options	SE	Jun2024
E	New template, remove continuous handle, update boxes	SE	Jan2024
D	Add new lock and pin	SE	Dec2020
C	New lock, sill, pulley location, box sections, layout	RL	Jun2013
B	Adjusted glass sizes	UF	Nov2010

Proprietary and confidential The information contained in this drawing is the sole property of Aneeta Australia. Any reproduction in part or as a whole, without the written permission of Aneeta Australia is prohibited.		Title: 2 pane servery 6mm sashless vertical slider in timber frames (bottom pane fixed) with large box and VS HP sill vertical section A-A		 949 Stud Road, Rowville VIC 3178, ABN 80 062 883 729		Material: in Timber Frame
						Finish:
						Die/Part:
						Dwg No: VS 2P6 SF T
Drwn: UF	Chk: -	Date: Jan 2010	Scale: 1:2@A4	Sheet 19 of 29	Revision: H	

M:\Documentation\Website Downloads\3. Timber Frames\1. Vertical\2. Servery\VS 2P6 SF T (H) - 2 pane servery 6mm sashless vertical slider in timber frames (bottom pane fixed) SF.dwg




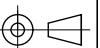
IF IN DOUBT ASK - DO NOT SCALE DRAWING



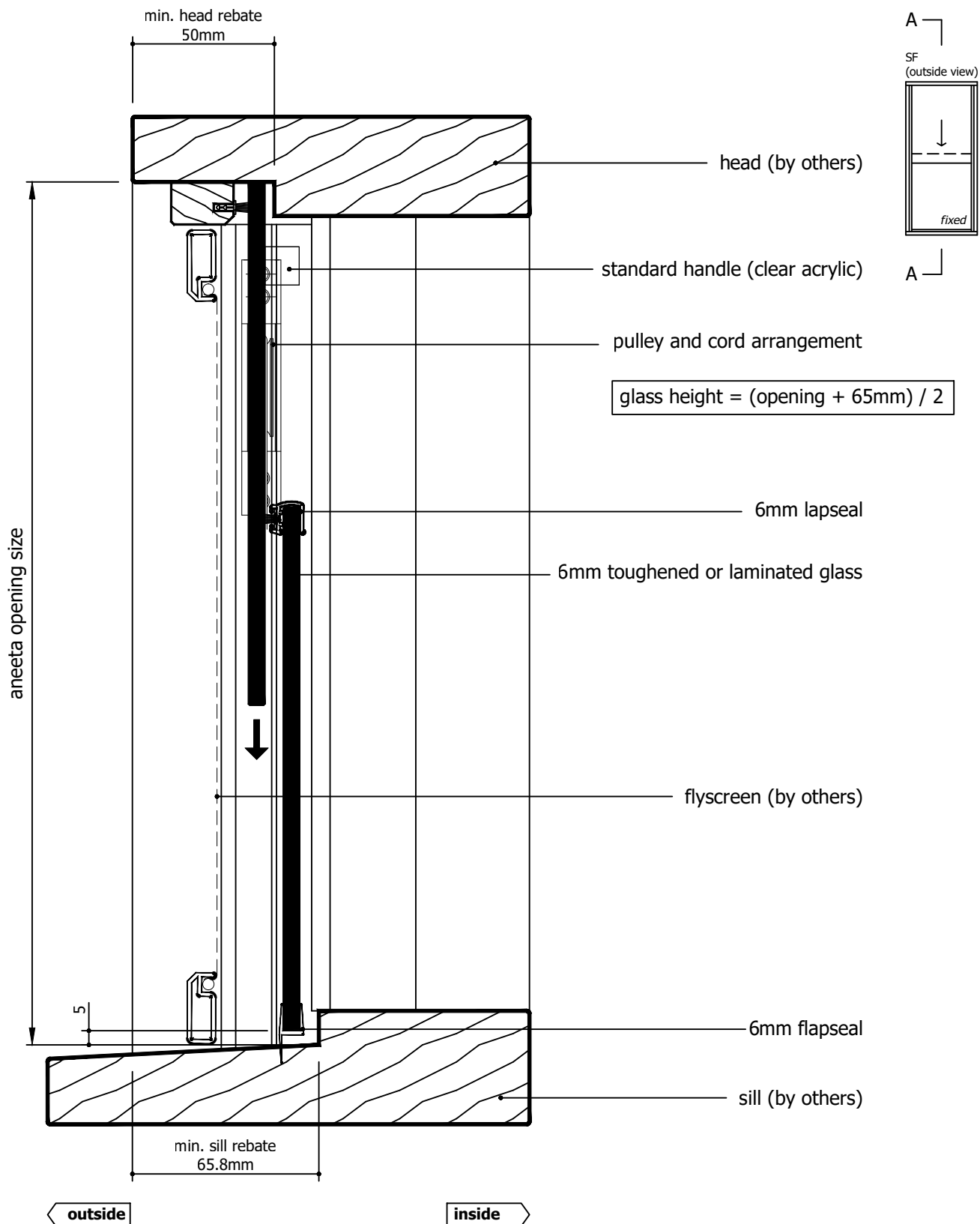
M:\Documentation\Website Downloads\3. Timber Frames\1. Vertical\2. Servery\VS 2P6 SF T (H) - 2 pane servery 6mm sashless vertical slider in timber frames (bottom pane fixed) SF.dwg

Rev	Description	Approved By	Date
H	Delete P008 and replace with P229 - VS Sill	DF	27/8/2025
G	VS 300Pa/800Pa sill adaptor changed to VS Sill/VS HP Sill	DF	Oct2024
F	Add various sill options	SE	Jun2024
E	New template, remove continuous handle, update boxes	SE	Jan2024
D	Add new lock and pin	SE	Dec2020
C	New lock, sill, pulley location, box sections, layout	RL	Jun2013
B	Adjusted glass sizes	UF	Nov2010


<div>Proprietary and confidential</div> <div>The information contained in this drawing is the sole property of Aneeta Australia. Any reproduction in part or as a whole, without the written permission of Aneeta Australia is prohibited.</div>	Title: 2 pane servery 6mm sashless vertical slider in timber frames (bottom pane fixed) with large box and no sill adaptor vertical section A-A				<div> 949 Stud Road, Rowville VIC 3178, ABN 80 062 883 729</div>	Material: in Timber Frame
						Finish:
						Die/Part:
						Dwg No: VS 2P6 SF T
	Drwn: UF	Chk: -	Date: Jan 2010	Scale: 1:2@A4	Sheet 20 of 29	Revision: H



IF IN DOUBT ASK - DO NOT SCALE DRAWING



Rev	Description	Approved By	Date
H	Delete P008 and replace with P229 - VS Sill	DF	27/8/2025
G	VS 300Pa/800Pa sill adaptor changed to VS Sill/VS HP Sill	DF	Oct2024
F	Add various sill options	SE	Jun2024
E	New template, remove continuous handle, update boxes	SE	Jan2024
D	Add new lock and pin	SE	Dec2020
C	New lock, sill, pulley location, box sections, layout	RL	Jun2013
B	Adjusted glass sizes	UF	Nov2010

Proprietary and confidential The information contained in this drawing is the sole property of Aneeta Australia. Any reproduction in part or as a whole, without the written permission of Aneeta Australia is prohibited.	Title: 2 pane servery 6mm sashless vertical slider in timber frames (bottom pane fixed) with large box and 6mm flapseal at sill vertical section A-A				Material: in Timber Frame	
	 949 Stud Road, Rowville VIC 3178, ABN 80 062 883 729				Finish:	
	Drwn: UF Chk: - Date: Jan 2010 Scale: 1:2@A4				Die/Part:	
	Sheet 21 of 29 Revision: H				Dwg No: VS 2P6 SF T	

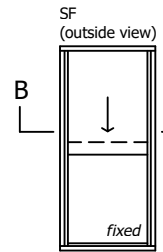
M:\Documentation\Website Downloads\3. Timber Frames\1. Vertical\2. Servery\VS 2P6 SF T (H) - 2 pane servery 6mm sashless vertical slider in timber frames (bottom pane fixed) SF.dwg



IF IN DOUBT ASK - DO NOT SCALE DRAWING

glass width = opening - 130mm

aneeta opening size



flyscreen (optional by others)

6mm combination tee

top pane

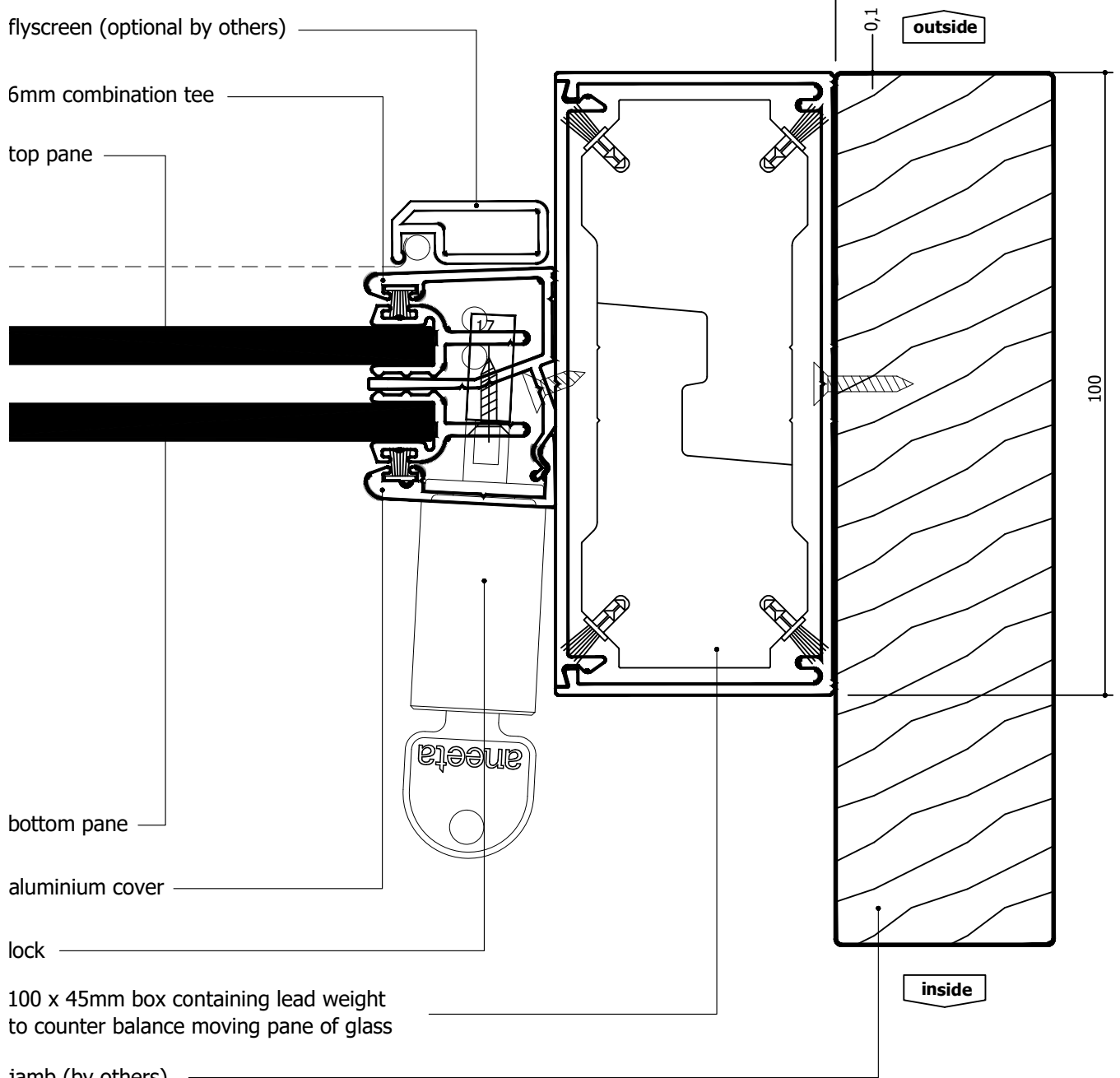
bottom pane

aluminium cover

lock


100 x 45mm box containing lead weight
to counter balance moving pane of glass

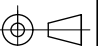
jamb (by others)



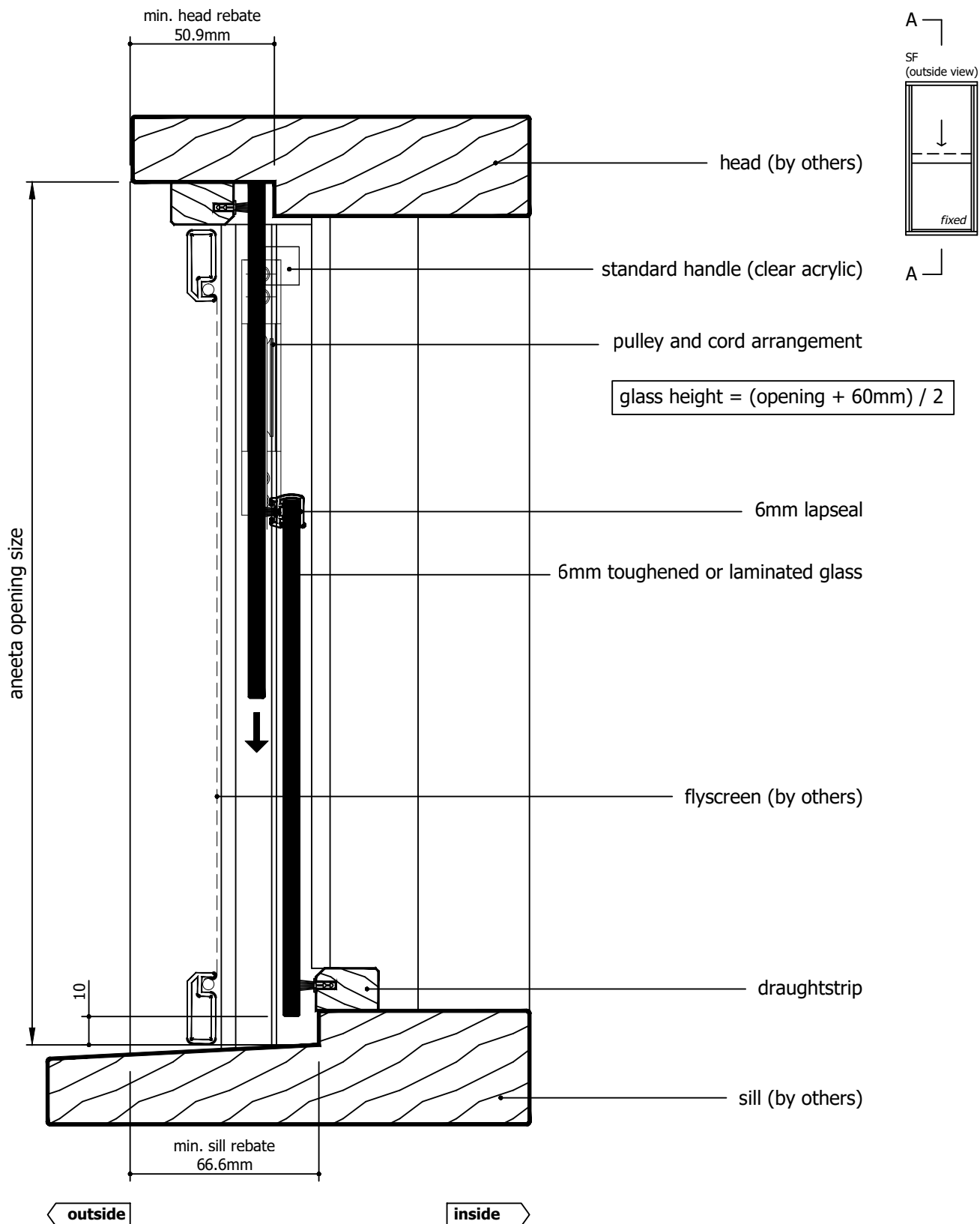
M:\Documentation\Website Downloads\3. Timber Frames\1. Vertical\2. Servery\VS 2P6 SF T (H) - 2 pane servery 6mm sashless vertical slider in timber frames (bottom pane fixed) SF.dwg

Rev	Description	Approved By	Date
H	Delete P008 and replace with P229 - VS Sill	DF	27/8/2025
G	VS 300Pa/800Pa sill adaptor changed to VS Sill/VS HP Sill	DF	Oct2024
F	Add various sill options	SE	Jun2024
E	New template, remove continuous handle, update boxes	SE	Jan2024
D	Add new lock and pin	SE	Dec2020
C	New lock, sill, pulley location, box sections, layout	RL	Jun2013
B	Adjusted glass sizes	UF	Nov2010

<div>Proprietary and confidential</div> <div>The information contained in this drawing is the sole property of Aneeta Australia. Any reproduction in part or as a whole, without the written permission of Aneeta Australia is prohibited.</div>	Title: 2 pane servery 6mm sashless vertical slider in timber frames (bottom pane fixed) with large box				<div></div> <div>949 Stud Road, Rowville VIC 3178, ABN 80 062 883 729</div>	Material: in Timber Frame	
	horizontal section B-B					Finish:	
	Drwn: UF Chk: - Date: Jan 2010 Scale: 1:1@A4					Die/Part:	
	Sheet 22 of 29					Dwg No: VS 2P6 SF T	
	Revision: H						




IF IN DOUBT ASK - DO NOT SCALE DRAWING



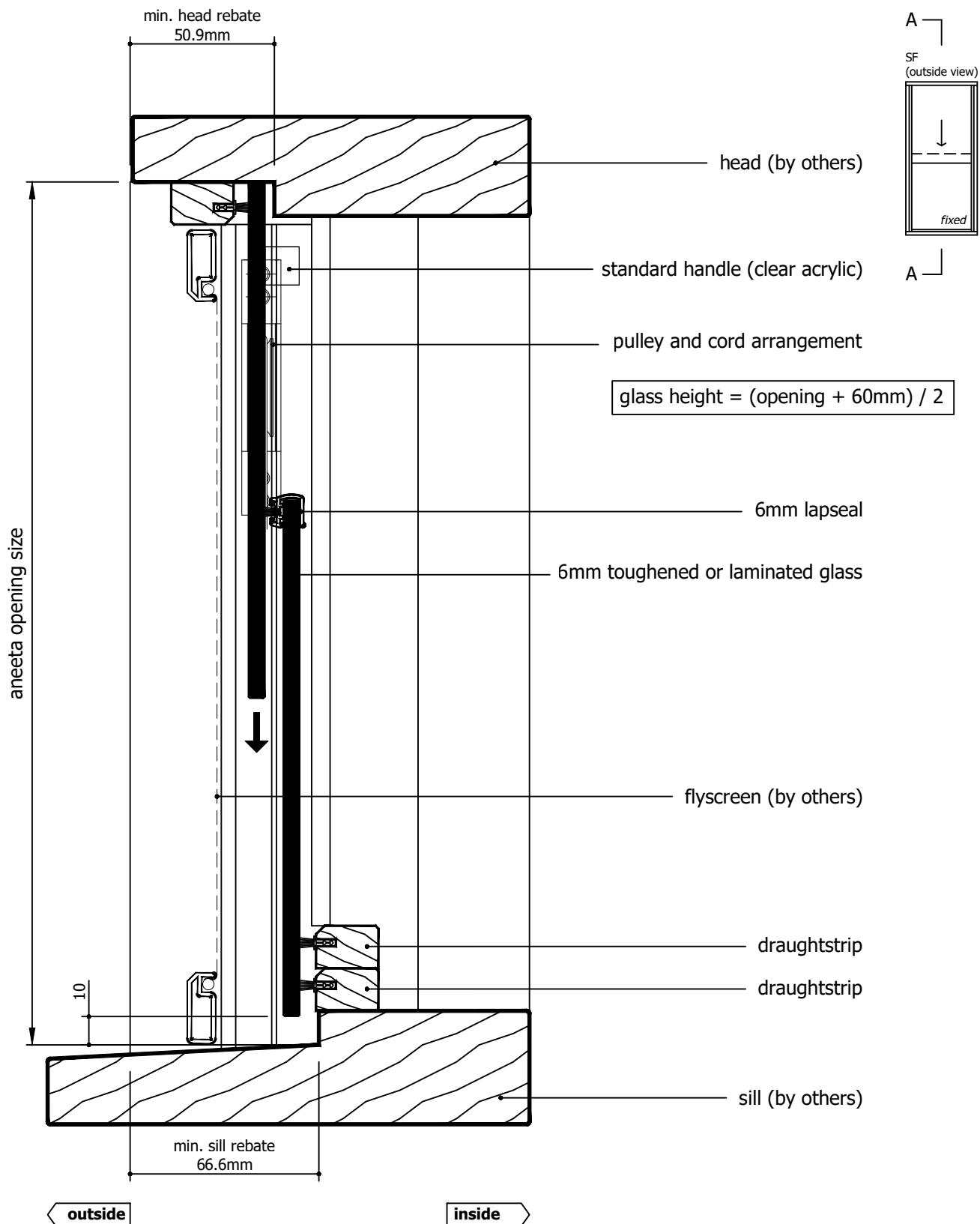
M:\Documentation\Website Downloads\3. Timber Frames\1. Vertical\2. Servery\VS 2P6 SF T (H) - 2 pane servery 6mm sashless vertical slider in timber frames (bottom pane fixed) SF.dwg

Rev	Description	Approved By	Date
H	Delete P008 and replace with P229 - VS Sill	DF	27/8/2025
G	VS 300Pa/800Pa sill adaptor changed to VS Sill/VS HP Sill	DF	Oct2024
F	Add various sill options	SE	Jun2024
E	New template, remove continuous handle, update boxes	SE	Jan2024
D	Add new lock and pin	SE	Dec2020
C	New lock, sill, pulley location, box sections, layout	RL	Jun2013
B	Adjusted glass sizes	UF	Nov2010

<div>Proprietary and confidential</div> <div>The information contained in this drawing is the sole property of Aneeta Australia. Any reproduction in part or as a whole, without the written permission of Aneeta Australia is prohibited.</div>	Title: 2 pane servery 6mm sashless vertical slider in timber frames (bottom pane fixed) with extra large box and draughtstrip at sill vertical section A-A				<div> 949 Stud Road, Rowville VIC 3178, ABN 80 062 883 729</div>	Material: in Timber Frame
						Finish:
						Die/Part:
						Dwg No: VS 2P6 SF T
	Drwn: UF	Chk: -	Date: Jan 2010	Scale: 1:2@A4	Sheet 23 of 29	Revision: H




IF IN DOUBT ASK - DO NOT SCALE DRAWING



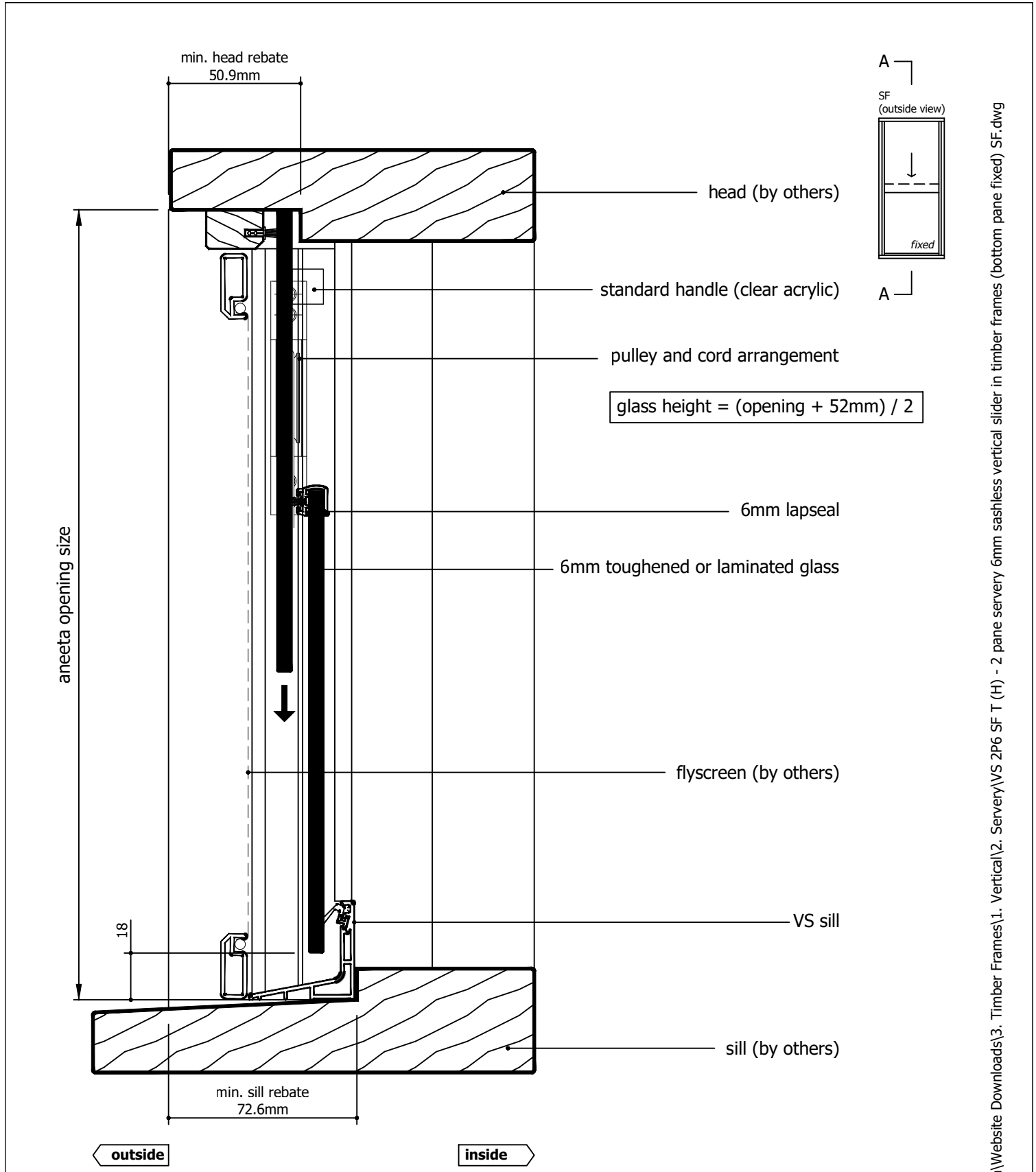
M:\Documentation\Website Downloads\3. Timber Frames\1. Vertical\2. Servery\VS 2P6 SF T (H) - 2 pane servery 6mm sashless vertical slider in timber frames (bottom pane fixed) SF.dwg

Rev	Description	Approved By	Date
H	Delete P008 and replace with P229 - VS Sill	DF	27/8/2025
G	VS 300Pa/800Pa sill adaptor changed to VS Sill/VS HP Sill	DF	Oct2024
F	Add various sill options	SE	Jun2024
E	New template, remove continuous handle, update boxes	SE	Jan2024
D	Add new lock and pin	SE	Dec2020
C	New lock, sill, pulley location, box sections, layout	RL	Jun2013
B	Adjusted glass sizes	UF	Nov2010


<div>Proprietary and confidential</div> <div>The information contained in this drawing is the sole property of Aneeta Australia. Any reproduction in part or as a whole, without the written permission of Aneeta Australia is prohibited.</div>	Title: 2 pane servery 6mm sashless vertical slider in timber frames (bottom pane fixed) with extra large box and 2 x draughtstrip at sill vertical section A-A				<div> 949 Stud Road, Rowville VIC 3178, ABN 80 062 883 729</div>		Material: in Timber Frame
	Drwn: UF				Finish:		Die/Part:
	Chk: -				Dwg No:		VS 2P6 SF T
	Date: Jan 2010				Revision: H		
	Scale: 1:20 A4				Sheet 24 of 29		



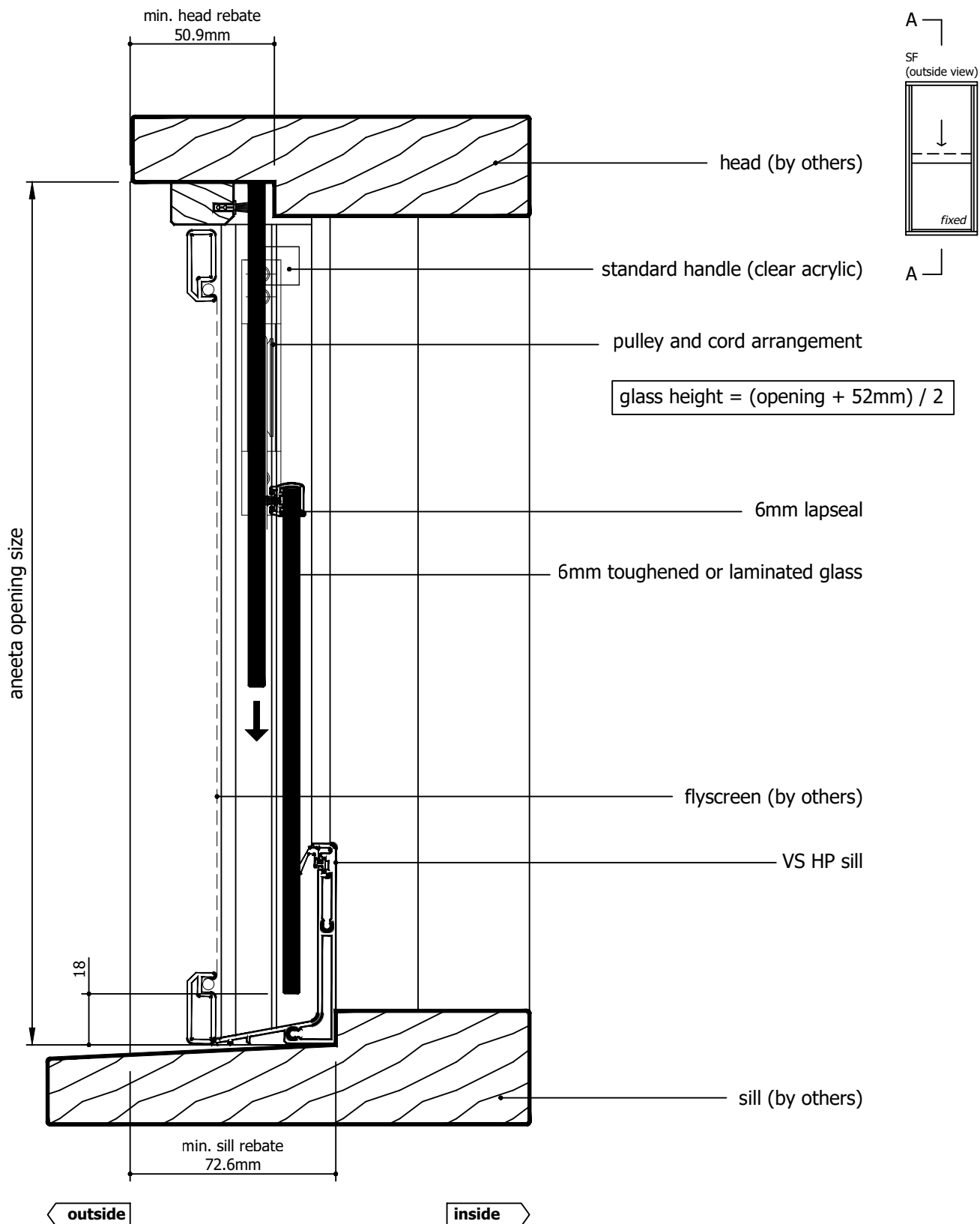
IF IN DOUBT ASK - DO NOT SCALE DRAWING



Rev	Description	Approved By	Date
H	Delete P008 and replace with P229 - VS Sill	DF	27/8/2025
G	VS 300Pa/800Pa sill adaptor changed to VS Sill/VS HP Sill	DF	Oct2024
F	Add various sill options	SE	Jun2024
E	New template, remove continuous handle, update boxes	SE	Jan2024
D	Add new lock and pin	SE	Dec2020
C	New lock, sill, pulley location, box sections, layout	RL	Jun2013
B	Adjusted glass sizes	UF	Nov2010

Proprietary and confidential The information contained in this drawing is the sole property of Aneeta Australia. Any reproduction in part or as a whole, without the written permission of Aneeta Australia is prohibited.		Title: 2 pane servery 6mm sashless vertical slider in timber frames (bottom pane fixed) with extra large box and VS sill vertical section A-A		 949 Stud Road, Rowville VIC 3178, ABN 80 062 883 729		Material: in Timber Frame	
						Finish:	
						Die/Part:	
						Dwg No: VS 2P6 SF T	
Drwn: UF	Chk: -	Date: Jan 2010	Scale: 1:20 A4	Sheet 25 of 29	Revision: H		

M:\Documentation\Website Downloads\3. Timber Frames\1. Vertical\2. Servery\VS 2P6 SF T (H) - 2 pane servery 6mm sashless vertical slider in timber frames (bottom pane fixed) SF.dwg



Rev	Description	Approved By	Date
H	Delete P008 and replace with P229 - VS Sill	DF	27/8/2025
G	VS 300Pa/800Pa sill adaptor changed to VS Sill/VS HP Sill	DF	Oct2024
F	Add various sill options	SE	Jun2024
E	New template, remove continuous handle, update boxes	SE	Jan2024
D	Add new lock and pin	SE	Dec2020
C	New lock, sill, pulley location, box sections, layout	RL	Jun2013
B	Adjusted glass sizes	UF	Nov2010

Proprietary and confidential

The information contained in this drawing is the sole property of Aneeta Australia. Any reproduction in part or as a whole, without the written permission of Aneeta Australia is prohibited.

Title:
2 pane servery 6mm sashless vertical slider in timber frames (bottom pane fixed) with extra large box and VS HP sill vertical section A-A



949 Stud Road, Rowville VIC 3178, ABN 80 062 883 729

Material: in Timber Frame

Finish:

Die/Part:

Dwg No: VS 2P6 SF T

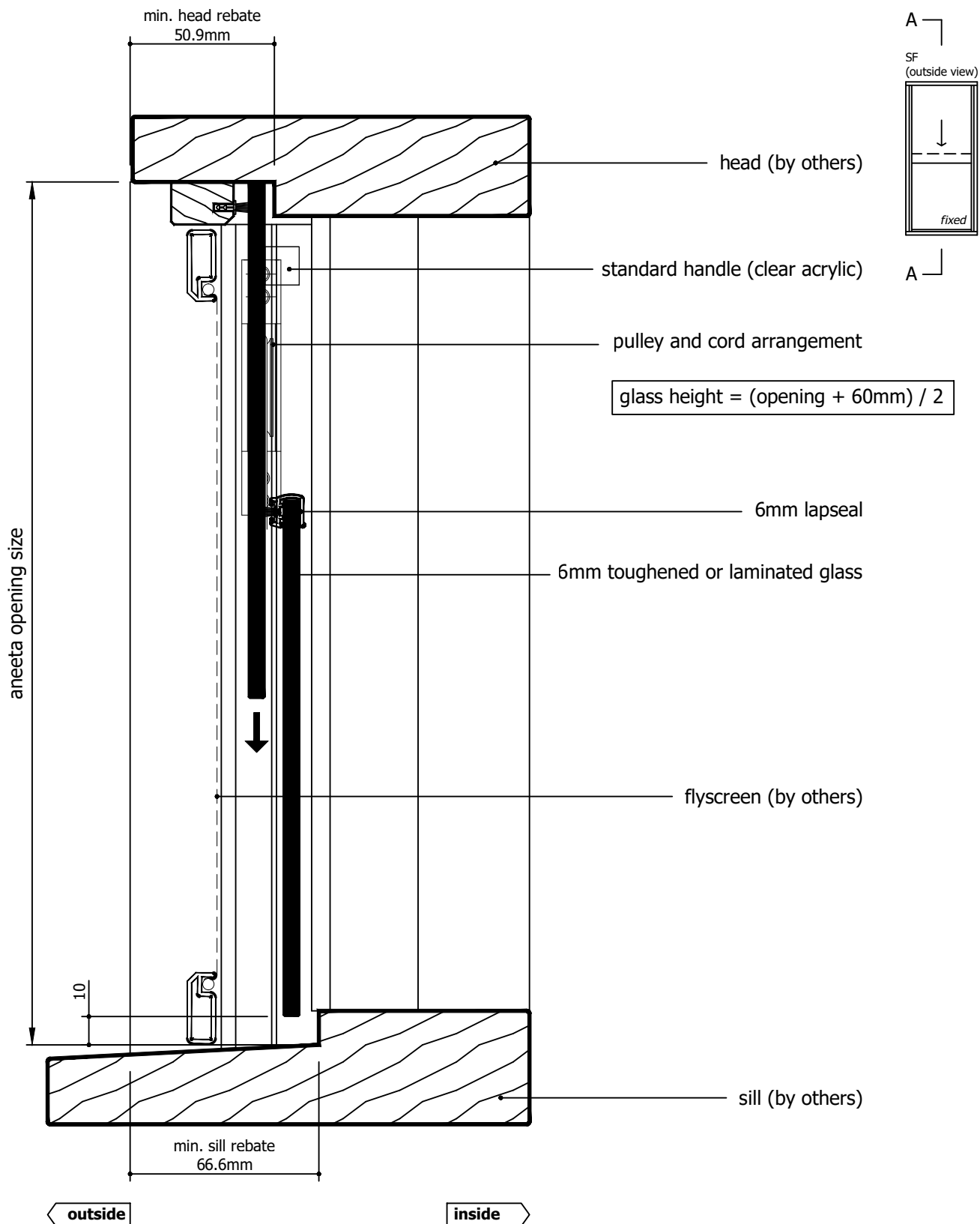
Drwn: UF Chk: - Date: Jan 2010 Scale: 1:20 A4

Sheet 26 of 29


Revision: H

IF IN DOUBT ASK - DO NOT SCALE DRAWING

M:\Documentation\Website Downloads\3. Timber Frames\1. Vertical\2. Servery\VS 2P6 SF T (H) - 2 pane servery 6mm sashless vertical slider in timber frames (bottom pane fixed) SF.dwg



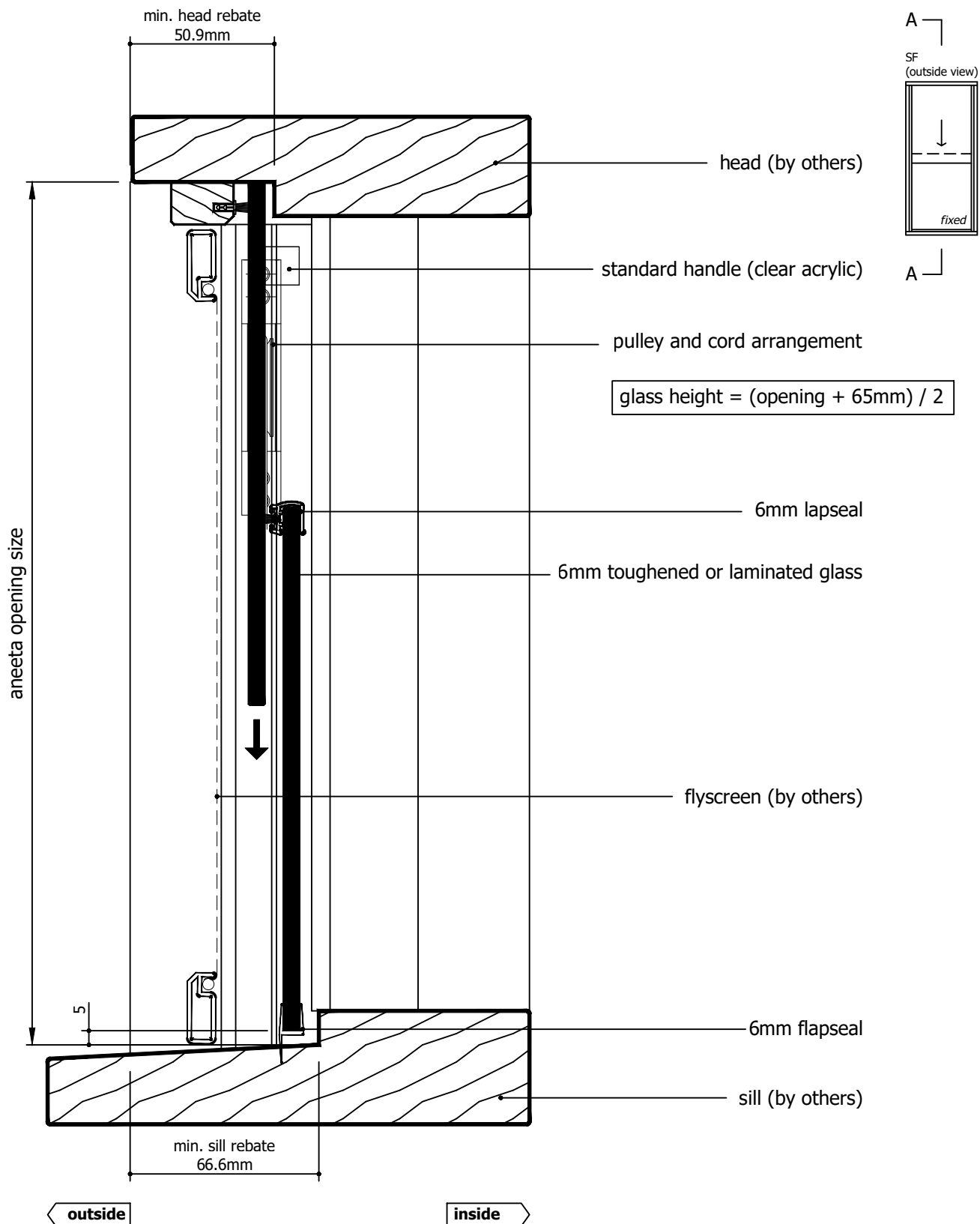
Rev	Description	Approved By	Date
H	Delete P008 and replace with P229 - VS Sill	DF	27/8/2025
G	VS 300Pa/800Pa sill adaptor changed to VS Sill/VS HP Sill	DF	Oct2024
F	Add various sill options	SE	Jun2024
E	New template, remove continuous handle, update boxes	SE	Jan2024
D	Add new lock and pin	SE	Dec2020
C	New lock, sill, pulley location, box sections, layout	RL	Jun2013
B	Adjusted glass sizes	UF	Nov2010

Proprietary and confidential The information contained in this drawing is the sole property of Aneeta Australia. Any reproduction in part or as a whole, without the written permission of Aneeta Australia is prohibited.		Title: 2 pane servery 6mm sashless vertical slider in timber frames (bottom pane fixed) with extra large box and no sill adaptor vertical section A-A		 949 Stud Road, Rowville VIC 3178, ABN 80 062 883 729		Material: in Timber Frame
						Finish:
						Die/Part:
						Dwg No: VS 2P6 SF T
Drwn: UF	Chk: -	Date: Jan 2010	Scale: 1:2@A4	Sheet 27 of 29	Revision: H	


M:\Documentation\Website Downloads\3. Timber Frames\1. Vertical\2. Servery\VS 2P6 SF T (H) - 2 pane servery 6mm sashless vertical slider in timber frames (bottom pane fixed) SF.dwg



IF IN DOUBT ASK - DO NOT SCALE DRAWING



Rev	Description	Approved By	Date
H	Delete P008 and replace with P229 - VS Sill	DF	27/8/2025
G	VS 300Pa/800Pa sill adaptor changed to VS Sill/VS HP Sill	DF	Oct2024
F	Add various sill options	SE	Jun2024
E	New template, remove continuous handle, update boxes	SE	Jan2024
D	Add new lock and pin	SE	Dec2020
C	New lock, sill, pulley location, box sections, layout	RL	Jun2013
B	Adjusted glass sizes	UF	Nov2010

<p>Proprietary and confidential</p> <p>The information contained in this drawing is the sole property of Aneeta Australia. Any reproduction in part or as a whole, without the written permission of Aneeta Australia is prohibited.</p>	<p>Title:</p> <p>2 pane servery 6mm sashless vertical slider in timber frames (bottom pane fixed) with extra large box and 6mm flapseal at sill vertical section A-A</p>				 <p>949 Stud Road, Rowville VIC 3178, ABN 80 062 883 729</p>		<p>Material:</p> <p>in Timber Frame</p>
							<p>Finish:</p>
							<p>Die/Part:</p>
							<p>Dwg No:</p> <p>VS 2P6 SF T</p>
	<p>Drwn: UF Chk: - Date: Jan 2010 Scale: 1:2@A4 Sheet 28 of 29 Revision: H</p>						

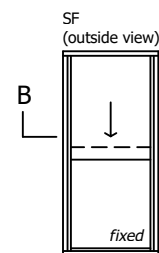
M:\Documentation\Website Downloads\3. Timber Frames\1. Vertical\2. Servery\VS 2P6 SF T (H) - 2 pane servery 6mm sashless vertical slider in timber frames (bottom pane fixed) SF.dwg



IF IN DOUBT ASK - DO NOT SCALE DRAWING

glass width = opening - 192mm

aneeta opening size



flyscreen (optional by others)

6mm combination tee

top pane

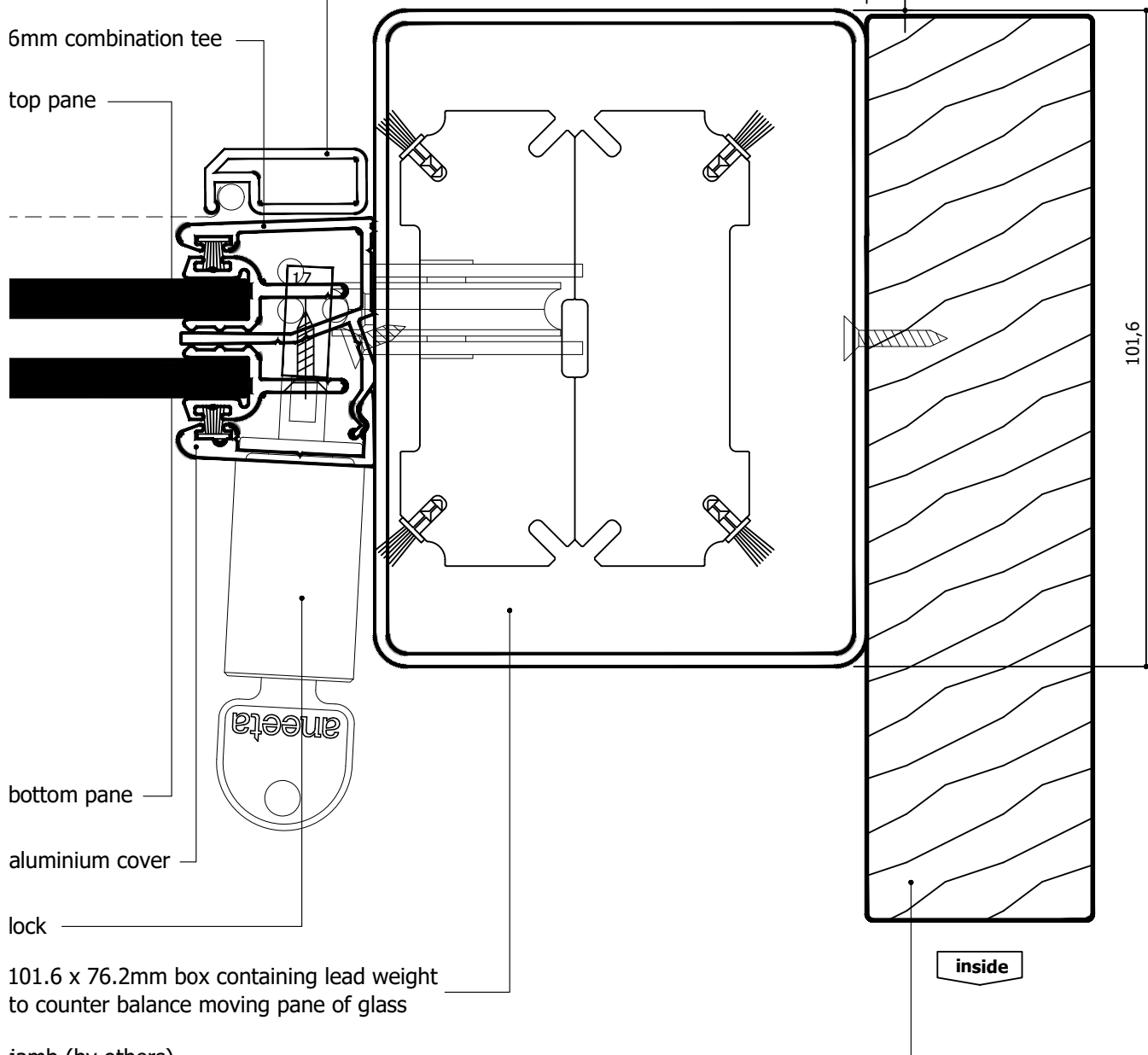
bottom pane

aluminium cover

lock

101.6 x 76.2mm box containing lead weight
to counter balance moving pane of glass

jamb (by others)



Rev	Description	Approved By	Date
H	Delete P008 and replace with P229 - VS Sill	DF	27/8/2025
G	VS 300Pa/800Pa sill adaptor changed to VS Sill/VS HP Sill	DF	Oct2024
F	Add various sill options	SE	Jun2024
E	New template, remove continuous handle, update boxes	SE	Jan2024
D	Add new lock and pin	SE	Dec2020
C	New lock, sill, pulley location, box sections, layout	RL	Jun2013
B	Adjusted glass sizes	UF	Nov2010

Proprietary and confidential

The information contained in this drawing is the sole property of Aneeta Australia. Any reproduction in part or as a whole, without the written permission of Aneeta Australia is prohibited.

Title:
2 pane servery 6mm sashless vertical slider in
timber frames (bottom pane fixed)
with extra large box

horizontal section B-B

Drwn: UF Chk: - Date: Jan 2010 Scale: 1:1 A4



949 Stud Road, Rowville VIC 3178, ABN 80 062 883 729

Sheet 29 of 29

Revision: H

Material: in Timber Frame

Finish:

Die/Part:

Dwg No: VS 2P6 SF T



IF IN DOUBT ASK - DO NOT SCALE DRAWING

M:\Documentation\Website Downloads\3. Timber Frames\1. Vertical\2. Servery\VS 2P6 SF T (H) - 2 pane servery 6mm sashless vertical slider in timber frames (bottom pane fixed) SF.dwg